






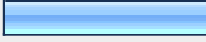







ICMA Immigration Survey







1. Please enter the six-digit ID number that was provided in the email.		
		Response Count
		517
<i>answered question</i>		517
<i>skipped question</i>		0

2. How would you characterize the size of the recent immigrant population (arriving in the past decade) in your community? (Check only one.)			
		Response Percent	Response Count
Very small, almost negligible recent immigrant population		26.3%	136
Small and relatively stable recent immigrant population		17.2%	89
Small and growing recent immigrant population		28.8%	149
Large and relatively stable recent immigrant population		11.2%	58
Large and growing recent immigrant population		16.4%	85
		<i>answered question</i>	517
		<i>skipped question</i>	0



3. If you have experienced increased growth in the immigrant population in your community, to what do you attribute that growth? (Check all applicable.)



		Response Percent	Response Count
Lack of effective federal government enforcement		24.5%	110
Demand for low-wage workers		60.1%	270
Proximity to traditional gateway cities		22.3%	100
Attractiveness of services/reception provided		18.5%	83
Success of prior waves of immigrants		33.4%	150
To unite with family members in the community		35.9%	161
Not sure why		8.0%	36
Other (please describe)		17.8%	80
		<i>answered question</i>	449
		<i>skipped question</i>	68






4. How would you characterize the composition of the recent immigrant population (arriving in the past decade) in your community? (Check all applicable.)





		Response Percent	Response Count
Recent immigrants are predominantly from one country or region of the world		56.8%	279
Recent immigrants are from a variety of countries and regions of the world		31.8%	156
Recent immigrants predominantly speak languages other than English		56.8%	279
Recent immigrants are a highly visible segment of our community		24.0%	118
Recent immigrants are present but largely invisible segment of our community		27.5%	135
Other (please describe)		5.9%	29
		answered question	491
		skipped question	26

5. Does your community experience a seasonal influx and departure of immigrants who are migrant workers?


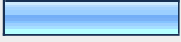




		Response Percent	Response Count
Yes		27.1%	139
No		72.9%	373
		answered question	512
		skipped question	5

6. Does your local government have any data on the proportion of immigrants who are here illegally?			Response Percent	Response Count
Yes			2.1%	11
No			97.9%	503
			<i>answered question</i>	514
			<i>skipped question</i>	3

7. If you do have data, what percentage of immigrants in your community are here illegally?			Response Percent	Response Count
Less than 1%			40.0%	24
1-3%			10.0%	6
3.1 - 5%			8.3%	5
5.1-8%			5.0%	3
More than 8%			36.7%	22
			<i>answered question</i>	60
			<i>skipped question</i>	457

8. How would you characterize the local debate on immigration in your community? (Check only one.)			
		Response Percent	Response Count
Immigration is not an issue that is discussed much in our community		62.2%	319
Immigration is discussed often, and there is considerable consensus among the public and among elected officials		10.1%	52
Immigration is discussed often and is a polarizing issue in our community		16.2%	83
Other (please describe)		11.5%	59
	answered question		513
	skipped question		4

9. Which of the following activities has your local government engaged in? (Check all applicable.)			
		Response Percent	Response Count
Officially adopted a designation as a sanctuary city/county	<input type="checkbox"/>	0.6%	2
Established a local office for immigrant services	<input type="checkbox"/>	3.3%	11
Holds/held community events to promote immigrant contributions to the community and/or celebrate community diversity	<input type="checkbox"/>	30.7%	103
Referred immigrants to religious and nonprofit organizations for services	<input type="checkbox"/>	39.6%	133
Provided local government materials (print or electronic) in languages other than English	<input type="checkbox"/>	54.8%	184
Established day laborer center(s)	<input type="checkbox"/>	4.5%	15
Encouraged or required local government employees to obtain cultural competencies	<input type="checkbox"/>	29.5%	99

Required local law enforcement officials to obtain federal training on Immigration and Customs Enforcement		11.9%	40
Required local law enforcement officials to report undocumented persons to federal authorities		19.0%	64
Adopted English-only policies for local government documents and proceedings		3.0%	10
Adopt limited ordinances intended to restrict the ability of illegal immigrants to work or live in the community		2.7%	9
Adopted strong ordinances with penalties for those who employ, house, or otherwise support illegal immigrants		0.9%	3
Other (please describe)		21.4%	72
	<i>answered question</i>		336
	<i>skipped question</i>		181

10. Based on your professional experience and thinking about the community you manage, please rate your agreement with the following statements.

	Strongly agree	Agree somewhat	No opinion	Somewhat disagree	Strongly disagree	Response Count
Immigrants are a net drain on local resources	7.6% (39)	19.6% (100)	15.5% (79)	34.7% (177)	22.5% (115)	510
Immigrants are a net contributor to the local economy	18.1% (92)	51.3% (261)	15.7% (80)	10.8% (55)	4.1% (21)	509
The vast majority of immigrants do not want to be integrated in the local community	6.3% (32)	21.8% (111)	23.8% (121)	37.1% (189)	11.0% (56)	509
The vast majority of immigrants are contributing members of our community	18.7% (95)	45.0% (229)	16.5% (84)	15.5% (79)	4.3% (22)	509
There is a clear distinction in the community contributions of legal versus illegal immigrants	8.9% (45)	16.3% (83)	40.4% (205)	21.9% (111)	12.6% (64)	508
Without illegal immigrants, local industries would have difficulty filling low wage jobs	14.5% (74)	31.6% (161)	16.5% (84)	23.5% (120)	13.9% (71)	510
Legal immigrants are entrepreneurs in our community	15.8% (80)	47.7% (241)	21.0% (106)	9.9% (50)	5.5% (28)	505
Language is a major barrier to immigrant integration in our community	19.2% (98)	42.0% (214)	14.1% (72)	20.2% (103)	4.5% (23)	510
If the federal government cannot or will not stop the influx of illegal immigrants, local governments need to do so	8.4% (43)	12.9% (66)	17.6% (90)	23.9% (122)	37.1% (189)	510
Our community should be receptive to all contributing members regardless of their immigration status	19.6% (99)	31.0% (157)	17.2% (87)	19.0% (96)	13.2% (67)	506
Immigrants help make our community more competitive in a global environment	16.5% (84)	42.1% (214)	22.8% (116)	13.6% (69)	4.9% (25)	508
Immigrants help define our community character/identity	12.8% (65)	34.2% (173)	21.5% (109)	20.2% (102)	11.3% (57)	506
Immigrants are a threat to our community identity	3.1% (16)	7.7% (39)	15.2% (77)	35.6% (181)	38.4% (195)	508

	<i>answered question</i>	513
	<i>skipped question</i>	4

11. If you believe that your community's successes or struggles responding to recent immigrants could provide useful lessons to other local government managers, and you or a member of your staff would be willing to be contacted by a researcher working with ICMA to prepare a White Paper, please list the name, title and contact information (phone and/or email) of the appropriate contact person.

		Response Percent	Response Count
Name:	<input type="text"/>	98.8%	84
Title	<input type="text"/>	100.0%	85
Email Address:	<input type="text"/>	100.0%	85
Phone Number:	<input type="text"/>	96.5%	82
	<i>answered question</i>		85
	<i>skipped question</i>		432

12. Is there any additional information or insight you would like to share about immigration in your community?

		Response Count
		97
	<i>answered question</i>	97
	<i>skipped question</i>	420