

2009 Solid Waste & Recycling Report

Solid Waste Division • Kirkland Public Works



Executive Summary

This is the second annual City of Kirkland Solid Waste & Recycling Report. We hope the facts, figures, and discussion provide some insight into your recycling and waste reduction programs.

In 2009, Kirkland achieved a recycling diversion rate of 67% - the highest in King County for the third consecutive year! Combined, Kirkland residents and businesses recycled 38.5% of their municipal solid waste (MSW) - an increase of 2.2 percentage points from 2008. Municipal Solid Waste is everything we dispose of, including all garbage, organic debris, and regular recyclables collected.

Relative to 2008, Kirklanders disposed of over 2,700 fewer tons of MSW and almost 2,000 fewer tons of garbage in 2009. As shown in *Graph 1*, Kirkland has significantly reduced its total waste production and total garbage production over the course of the last decade. Total MSW production

Table of Contents

executive summary	2
finances and budget	3
single family	4
multifamily	5
commercial	6
looking ahead	7

Charts and Graphs

Graph 1. Combined Waste Reduction

Chart 1. 2009 Revenues

Chart 2. 2009 Expenditures

Graph 2. Single Family Recycling Diversion Rates

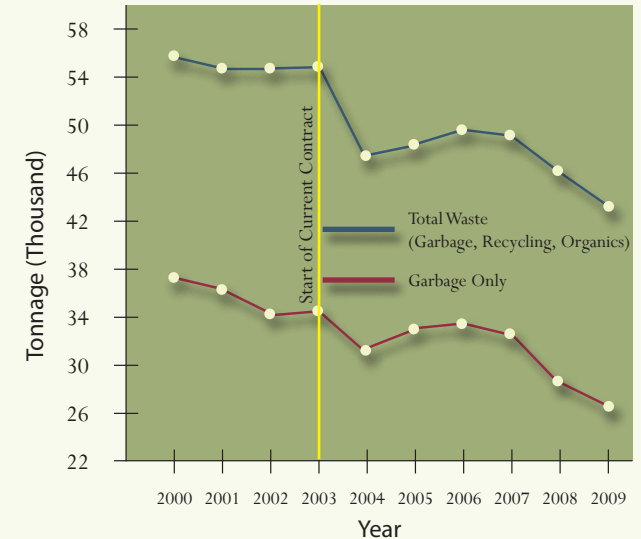
Graph 3. Multifamily Recycling Diversion Rates

Graph 4. Commercial Recycling Diversion Rates

Chart 3. Kirkland Commercial Organics Program

Graphic design and content provided by the Kirkland Solid Waste Division

Graph 1. Combined Waste Reduction
Single family, Multifamily, Commercial



has decreased by 23% and total garbage production has decreased by a staggering 30% over the last ten years!

Please feel free to send any comments to recycle@ci.kirkland.wa.us or call us at (425) 587-3812.

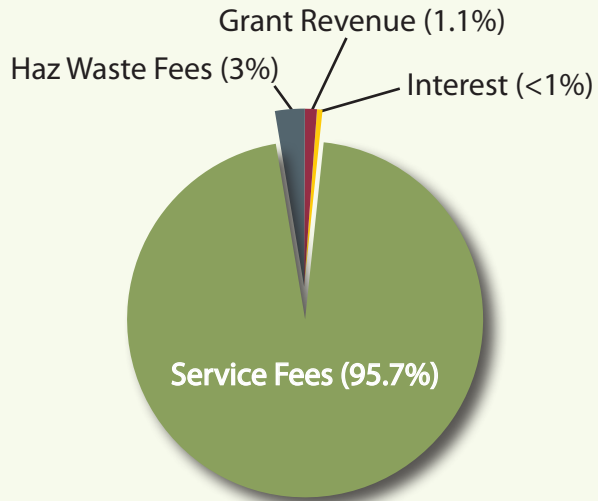


Chart 1. 2009 Revenues (\$8.6m)

Revenue Detail

Service Fees:	\$8,231,947
King County Hazardous Waste Fees:	\$231,221
Grant Revenue:	\$93,849
Investment Interest:	\$42,170
Total revenue:	\$8,599,187

The Kirkland Solid Waste Utility is a conservatively-managed enterprise fund in which collected rates are used exclusively to pay for solid waste collection, disposal, administration, waste reduction and recycling programs, and outreach.

Some of the specific recycling programs and functions that receive annual funding include the Battery Recycling Program, Commercial and Multifamily Organics Collection and Outreach, our award winning *Reuse, Recycle, Conserve* newsletters, our Business and Multifamily Recycling Programs, and our residential and business recycling collection events.

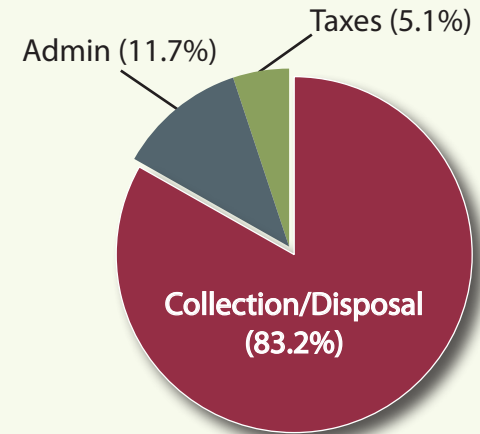


Chart 2. 2009 Expenditures (\$8.22m)

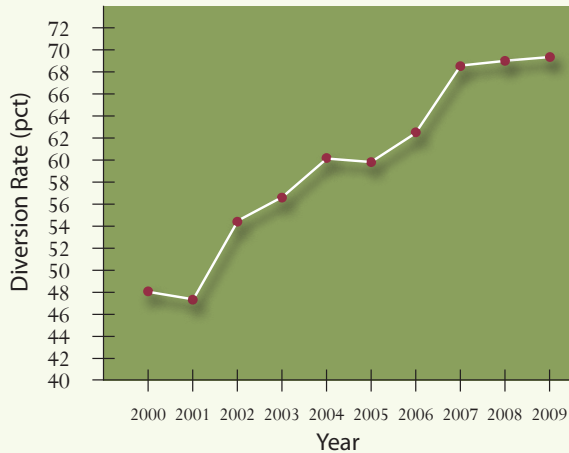
Expenditure Detail

Collection & Disposal Fees:	\$6,834,649
Admin/Programs:	\$842,710
Recycling & Grant Administration:	\$121,102
Taxes:	\$417,043
Total expenditures:	\$8,215,504

DID YOU KNOW? Yard and food waste accounted for 43% of all Kirkland single family solid waste collected in 2009?

In 2009, the cost of weekly service for smaller garbage collection carts (20- and 35-gallon) was decreased and the cost of service for larger carts (64- and 96-gallon) was increased. This rate adjustment gave customers a financial incentive to downsize the size of their garbage cart and recycle more. As a result, almost 800 residential

Graph 2. Single Family Recycling Diversion Rates



single family

customers downsized from the larger 96- and 64-gallon garbage cart sizes to the smaller 35- and 20-gallon carts to take advantage of the cost savings.

As shown in *Graph 2*, Kirkland’s single family recycling diversion rate has steadily grown over the past decade. For the third consecutive year, Kirkland’s single family recycling diversion rate was the highest among the 33 cities in King County with more than 500 garbage customers.

TOP RECYCLERS

Highest 2009 single family diversion rates in King County

- 1. Kirkland** 67%
- 2. Bellevue 66%
- 3. Bothell 64%
- 4. Mercer Island 63%
- 5. Clyde Hill 62%
- 6. Lake Forest Park 62%
- 7. Redmond 61%
- 8. Renton 61%
- 9. Carnation 59%
- 10. Medina 59%

DID YOU KNOW? Condo and apartment residents make up about 40% of Kirkland's population but only accounted for only 10% of all residential recyclable materials collected in 2009?

Cities constantly struggle to provide new, innovative ways to increase recycling at condos and apartments. No one predominant issue can be identified as preventing multifamily properties from recycling more; it is instead a combination of challenges.

TOP RECYCLERS

Highest 2009 multifamily diversion rates in King County

- | | |
|---------------------|------------|
| 1. Mercer Island | 29% |
| 2. Carnation | 22% |
| 3. Issaquah | 21% |
| 4. Bellevue | 20% |
| 5. Snoqualmie | 20% |
| 6. Kenmore | 19% |
| 7. Shoreline | 19% |
| 8. Sammamish | 18% |
| 9. Lake Forest Park | 17% |
| 10. Kirkland | 15% |

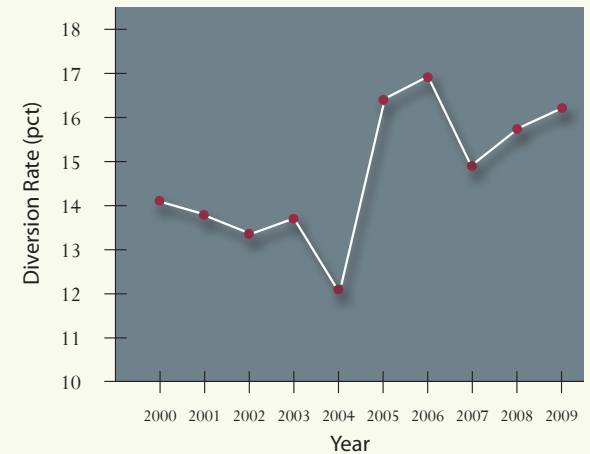


multifamily

These challenges can range from lack of adequate space for recycling containers, to inconvenience, to demographics, to confusion, to lack of financial incentives.

Kirkland is working to break down this myriad of inherent barriers and is, at the same time, working to offer innovative new services, such as free food scrap and yard waste recycling, to multifamily residents.

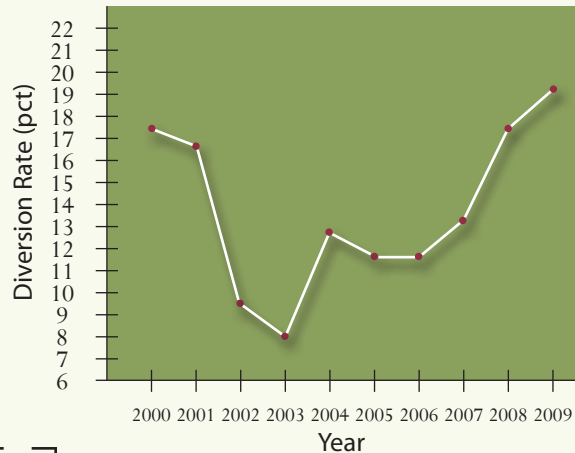
Graph 3. Multifamily Recycling Diversion Rates



DID YOU KNOW? Businesses produce almost 1/2 of the garbage disposed of in Kirkland every year.

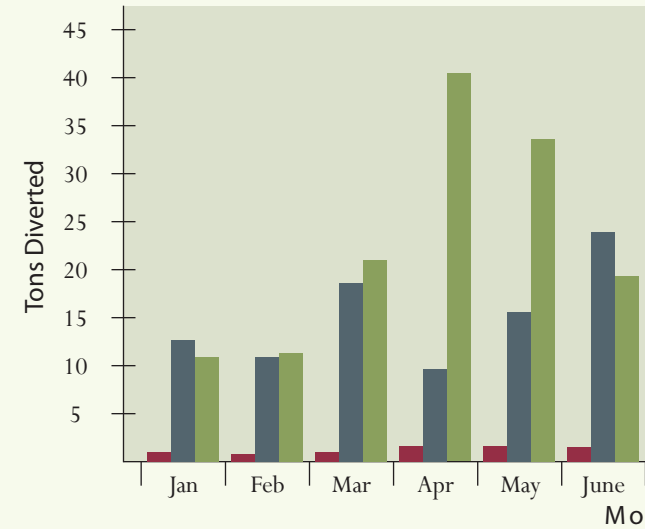
Kirkland's Business Recycling Program is one of the most comprehensive and successful programs among King County cities. The overall recycling diversion rate for businesses has steadily increased over the last few years due to an aggressive education and outreach program, free material assistance, and our innovative Commercial Organics Program that launched in 2007.

Graph 4. Commercial Recycling Diversion Rates



commercial

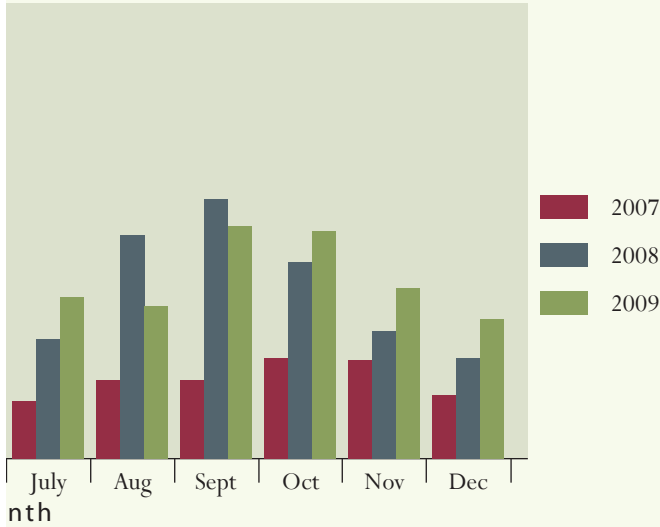
Chart 3. Kirkland Commercial



As shown in Chart 3 above, the participation and tons of organic material collected has steadily increased over the last three years. Kirkland businesses and schools recycled over 250 tons of compostable materials in 2009.

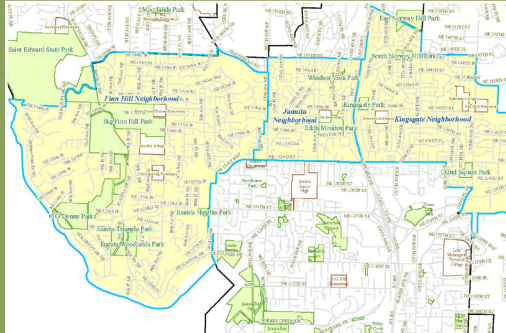
There is still room for improvement. Kirkland businesses produced 12,310 tons of garbage

Organics Program 2007-2009



in 2009 - only about half of which was recycled. The commercial sector offers the single greatest opportunity for the city to prevent waste and divert more recyclable materials from the landfill.

Need business recycling assistance? Call our Recycling Hotline at (425) 587-3812.



looking ahead

2010 and beyond offers many more opportunities for Kirkland to expand its recycling programs and explore new environmental initiatives and legislation. Kirkland will continue to actively support the use of reusable shopping bags in lieu of disposable bags and will be exploring possible legislation to encourage the use of compostable food service products in lieu of disposable polystyrene.

The preparation for the mid-2011 annexation will be a major challenge for all City staff throughout 2010. The annexation area will add over 10,000 new single family, multifamily, and commercial garbage customers to Kirkland and staff will be working hard to ensure a smooth transition to City solid waste services.

We look forward to serving you again in 2010 and thank you for recycling!

The Kirkland Solid Waste Division

Printed on 100% Recycled-Content Paper