




StarMetro Electric Bus



The City's Recycling Processor - Marpan



Solar PV on City Hall



## 2013 Green Initiatives Annual Report City of Tallahassee



The Business of Green Earth Day Event



Multi-use Trail on Franklin Blvd



Frenchtown Heritage Market



## MESSAGE FROM THE DIRECTOR

The Department of Environmental Policy and Energy Resources is very pleased to present to the City Commission and the citizens of this community, the City of Tallahassee 2013 Green Initiatives Annual Report.

The initiatives in this report showcase the ongoing efforts put forth by every department in the City to help lead the way to a more sustainable Tallahassee.

As Tallahassee moves forward in becoming a more sustainable city, we are excited about the positive changes that continue to be made, both within city government and throughout the community.

Cynthia S. Barber, Director  
Environmental Policy and Energy Resources  
City of Tallahassee

The following highlights some of the results of the more than 80 initiatives that are found in this report:

ECONOMIC

- Fostered over \$126 million in private investment in the Gaines St. Brownfield Corridor through CRA support and tax incentives
- Created an estimated 175 new jobs through the Brownfields Program since its inception
- Continued to administer over \$3 million in federal and state grant dollars in support of sustainability programs

ENVIRONMENTAL

- Registered a total capacity to date of 1,715 kW for the City's Solar Net Metering Program
- Diverted over 30,250 tons of material from the landfill through recycling
- Facilitated the installation of 21 rain gardens, totaling approximately 4,800 square feet

SOCIAL

- Increased participation in *Change for Change*, with 900 utility customers signing up to contribute an additional \$40,000 annually
- Supported the installation of six community gardens on city-owned property
- Walked 3,200 miles (city employees) during National Start Walking Day

# TABLE OF CONTENTS

## City of Tallahassee

### 2013 Green Initiatives Annual Report

The City of Tallahassee Green Initiatives Annual Report is a yearly publication of the Department of Environmental Policy and Energy Resources. The report presents, in summary format, many of the achievements of the City's sustainability initiatives and programs. For those programs and initiatives that are ongoing and were introduced in previous annual reports, this report provides brief updates and highlights of their achievements for 2013. Those programs and initiatives that are new to 2013 feature a more comprehensive description. Where available, we have included in the electronic version of this report web links to provide readers with additional information on these initiatives.

We have reported on each initiative in its respective target area; however, the benefits from each initiative often crossover to several other target areas. To highlight these connections, the 2013 report includes crossover-benefits icons, found at the end of each initiative, showcasing the other target areas that benefit.

Another feature in the 2013 report is the GreenPrint Update. In 2013, the City Commission approved the City's five-year sustainability plan, the Tallahassee GreenPrint, and its associated Short-term Implementation Plan. The GreenPrint Updates, labeled and featured throughout the report, highlight the status of items included in the GreenPrint Short-term Implementation Plan. A formal review of the implementation plan is scheduled for 2015.



## LEADERSHIP

1



## EDUCATION AND COMMUNITY OUTREACH

3



## HEALTH

5



## ECONOMICS

7



## NATURAL RESOURCES

9



## ENERGY

11



## SOLID WASTE

13



## LAND DEVELOPMENT AND MOBILITY


15



# LEADERSHIP


**TALLAHASSEE GREENPRINT** – The City of Tallahassee continued to demonstrate leadership in the area of sustainability with the adoption of the Tallahassee GreenPrint. The GreenPrint is a broad, non-regulatory, strategic sustainability plan that was developed to help the City establish a roadmap to a more sustainable future. The plan was adopted by the City Commission in June 2013 and will be carried out through a series of implementation plans.

The Tallahassee GreenPrint details the goals, objectives and strategies that the City will pursue across the same eight target areas that comprise this report: Leadership, Education and Community Outreach, Health, Economics, Natural Resources, Energy, Solid Waste, and Land Development and Mobility. These categories are the City’s key areas of focus to further sustainability. The City’s Department of Environmental Policy and Energy Resources developed the plan with guidance from a broad-based citizen advisory group appointed by the City Manager and with significant input from the public and stakeholder groups.

The Short-term Implementation Plan, the first of the three implementation plans, contains initiatives from 11 city departments to be implemented over an 18-month period, which started in October 2013. These initiatives address broad categories such as energy efficiency, waste reduction, and transportation. Updates to the Short-term Implementation Plan can be found throughout this report, in their appropriate target area. 

**BENCHMARKING** – Tracking and reporting on the recognition and successes of the City’s sustainability initiatives help garner support for such programs and build credibility for their future successes. In 2013, several initiatives were recognized by state and national organizations.

StarMetro was awarded the 2013 Dispatcher/Scheduler of the Year Award by the Florida Commission for the Transportation Disadvantaged. The award recognized StarMetro’s efforts to provide exemplary transit service, particularly to elderly, disabled, low-income, and transportation-challenged citizens. StarMetro also received the American Planning Association 2013 National Planning Excellence Award for Transportation Planning, which recognized StarMetro’s efforts to increase transportation choices for all populations, an effort that can further reduce dependence on private automobiles.

The City’s Underground Utilities was awarded the prestigious U.S. EPA Excellence Award for its exemplary 2012 Water Quality Report, as well as its outstanding public awareness activities and long history of environmental stewardship. 

The City of Tallahassee integrates sustainability principles into every aspect of its operations. The Leadership target area in this report highlights initiatives that were implemented to create a culture of sustainability within city government and the community.

**COMMUNITY ENGAGEMENT** – In a sustainable community, residents have the opportunity to engage with their local government. The City of Tallahassee provides numerous opportunities for its citizens to be involved in the governance of the community.

**Neighborhood Leadership Academy** This program continues to train neighborhood leaders how to better access city government through a behind-the-scenes look at how the City operates. In 2013, twenty-eight neighborhood leaders graduated from the program.

**Volunteers in Parks** In 2013, city residents volunteered over 245 hours to help improve city parks and recreational facilities, saving the City approximately \$2,450.



**COMMUNITY ASSISTANCE** – In a sustainable community, residents are also concerned with helping their neighbors.

**Growth Management Charity Fund**

Employees in the City's Growth Management department, in 2013, distributed goods and cash totaling over \$1,700 to assist a local family and six children in need.

**Change for Change** Participation in the program increased by an additional 900 utility customers and \$40,000 annually. The program allows utility customers to donate money through their monthly utility bill to help address homelessness in the community.



The Mayor and City Commission

**GREEN CITY RECERTIFICATION** – In July 2013, the Florida Green Building Council (FGBC) recertified the City of Tallahassee as a Gold-level Green City. Back in 2008, the City of Tallahassee became the first city in Florida to earn FGBC's Gold Certified Green City Designation under its Local Government Standard. At the time of the City's recent recertification, Tallahassee had the highest score of any municipality in the state.

The Green City certification recognizes a municipality's sustainability efforts across a broad range of categories, from administrative policies and practices to how it manages its water and wastewater.

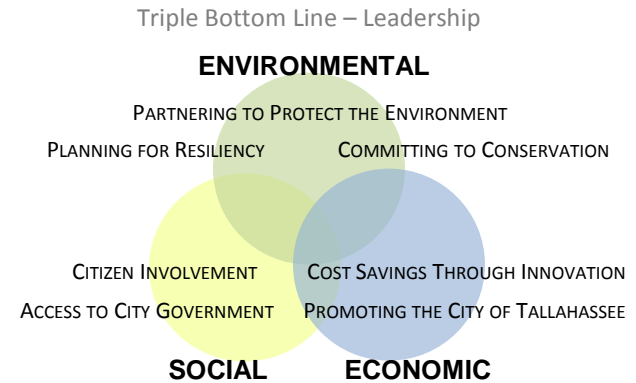
The City is proud to note that none of the initiatives that led to recertification are new. Instead, the City was recognized for the ongoing programs and practices that it implements every day to help protect the environment, save money, and foster a high quality of life.



**COMMUNITY LEADERSHIP AND PARTNERSHIPS** – Sustainability cannot be fully addressed by the City alone. There are a number of organizations that seek to move the community forward in a more sustainable manner through education, outreach, and other means. The following are some of the organizations that the City partnered with in 2013:

- Capital Area Sustainability Council
- Big Bend Clean Cities Coalition
- Sustainable Tallahassee
- IFAS Climate Change Advisory Committee
- Community Carbon Fund
- Tallahassee Food Network

The City also hosted an international intern through REACT U.S. – a partnership between the U.S. Embassy in Sweden and Sustainable Sweden, which focuses on clean energy and environmental sustainability and offers opportunities for Swedish university students to conduct three weeks of research on urban sustainability in the U.S.



**\$244,430** Donated to the United Way of the Big Bend from City of Tallahassee employees in 2013

**820** Seniors, low-income families, and disabled persons assisted in 2013 through the *Good Neighbor* program

**67%** Increase in annual contributions to the *Change for Change* program in 2013

**Gold** Green City Recertification awarded to the City by FGBC in 2013



# EDUCATION & COMMUNITY OUTREACH

**SUSTAINABILITY AND YOU COMMUNITY LEARNING SERIES** – The Learning Series continued to carry out its mission of providing an engaging and collaborative approach to educating the community about some of the most current sustainability issues. In 2013, the series featured two presentations: *Climate Resiliency: Where Is the EPA Headed?* and *Green Business Best Practices Conversation*. The Sustainability and You Community Learning Series is sponsored by the City of Tallahassee in collaboration with Florida State University, Tallahassee Community College, Sustainable Tallahassee, and Florida A&M University.



**EARTH DAY/MONTH** – Earth Day/Month provides a great platform for the City to educate and raise local awareness about relevant and current sustainability issues. In celebration of Earth Day 2013, the City partnered with Tallahassee Community College to host a green business expo, showcasing local businesses that incorporate green practices, businesses that sell green products and services, and schools and universities that offer green job training.

The overall event, *The Business of Green: Innovating for the Economy and the Environment*, included the green business expo, a student poster competition, and a green business panel conversation featuring local community and business leaders.



**EMPLOYEE EDUCATION** – The City views employee education as an opportunity to proactively address environmental issues, while also promoting a culture of sustainability within city government.

**Environmental Assessment Visits** The City’s Environmental Policy and Energy Resources department (EPER) conducted 125 internal Environmental Assistance Visits (EAVs) at city facilities during 2013. The EAVs educate city employees about potential environmental non-compliance issues and how to take corrective action to address such issues.

**Stormwater Pollution Prevention and Waste Management Training** EPER also provided Stormwater Pollution Prevention and Waste Management training to 542 city employees during 2013. The training addressed environmental issues such as appropriate storage of outdoor materials, spill response, vehicle and equipment fueling and repair, and hazardous waste management.

**Personal Sustainability Project (PSP)** More than 100 city employees completed PSP training in 2013. The training course teaches city staff about sustainability and shows them how to make more sustainable choices at work and at home.



The City incorporates education and outreach as an important component in all of its sustainability initiatives. The Education and Community Outreach target area in this report highlights the City’s achievements as they relate to improving awareness of sustainability issues among city employees and residents.

**MEDIA OUTREACH** – The City continues to utilize the media in its mission to educate both its employees and its residents on issues regarding sustainability. WCOT, the City’s award-winning television station, plays a crucial role in this effort and in 2013, produced its thirteenth episode of the innovative EcoSmart program. The episode focused on solar energy, electric buses, and turning trash into treasure.

The City also issued 23 news releases, media advisories, and public service announcements throughout 2013 that focused on sustainability-related issues and initiatives.

EPER’s Facebook page, Go Green Tallahassee, also plays a dynamic role in the City’s outreach strategy. In 2013, over 151 posts were made on the page with over 145,379 people “reached.”

Through these various outreach efforts, the City can further promote the sustainability message, while also helping create a shared understanding of what sustainability means to the community.



**PUBLIC POWER DAY** – Hopkins Generating Station hosted an open house in October 2013 as part of Public Power Week. Approximately 900 people visited as the City was able to demonstrate first-hand how electricity is generated and how the public can save energy and dollars. Visitors were also able to experience hands-on operation of power equipment.



Sustainability and You

### CITY EMPLOYEE SUSTAINABILITY TRAINING

*New Employee Orientation* – In 2014, the Environmental Policy and Energy Resources (EPER) department will work with Human Resources to create a sustainability module for new city employees.

*Personal Sustainability Project* – In 2013, EPER created a 20-minute presentation on the City’s green initiatives as part of the Personal Sustainability Project training for city employees.



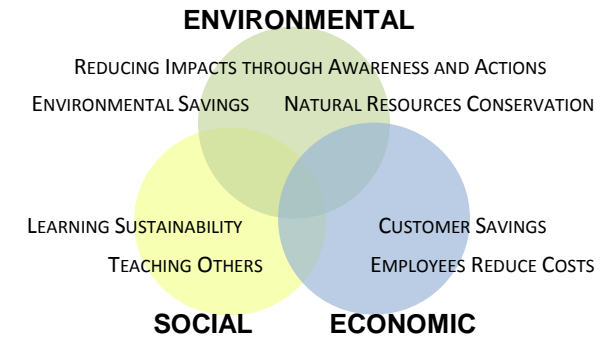
Public Power Day

**ECOTEAMS** – The EcoTeam program provides community participants the opportunity to learn about improving sustainability at home, in their neighborhoods, and through faith-based and workplace groups. In fiscal year 2013, Sustainable Tallahassee, the organization that manages the EcoTeam program for the City and the County, hosted two orientations for EcoTeam facilitators and hosts. They also developed a leader’s guide and four course modules, plus marketed the EcoTeam program at local events. In 2013, thirteen teams, totaling over 145 members, participated in the program.

In June 2013, Sustainable Tallahassee held a celebration for all of the EcoTeams. During the celebration, several participants shared changes that they have made because of the program, while others challenged each other to incorporate even more sustainability practices into their daily lives.



Triple Bottom Line –  
Education & Community Outreach



45 Exhibitors participated in the 2013 Business of Green Earth Day event

542 City employees trained internally on environmental issues in 2013

900 People visited the Electric Utility’s 2013 Public Power Day

145 Individuals participated in EcoTeams in 2013



# HEALTH

**LOCAL FOOD SUPPORT** – The City continues to support the local food movement with two programs that foster local farming and gardening. While local farmers’ markets help provide food for the community and are integral to the local economy, community gardening allows participants to truly know where and how their food was grown. The local food movement also offers a level of social interaction that is often not found at traditional supermarkets.

**Farmers’ Market Promotional Program** In October 2012, the City, in partnership with the nonprofit Tallahassee Food Network (TFN), was awarded a \$68,600 Farmers Market Promotional Program grant from the USDA to educate farmers about increasing revenue through participation in farmers markets, growing a larger variety of crops, and using online distribution. The program, *Closing the Food Gap*, brings local farmers and consumers together, improves community access to a broader variety and greater quantity of local produce, and increases income for local farmers.

Through the grant, the City and its local and regional partners made significant strides in 2013, hiring six temporary positions and setting strategies for the year. They developed consumer and farmer curricula and conducted workshops for 50 consumers. They also conducted ten cooking workshops at the Frenchtown Heritage Farmers Market. Research from the program shows a 45% increase in consumer knowledge of the healthfulness of fresh, locally grown vegetables.

**Community Gardening Program** The City’s Community Gardening Program continued to facilitate the planting of community gardens on city-owned land. Since the program’s inception in 2011, six garden sites have been established: Southwood (2011), Betton Hills (2012), Seminole Manor (2012), Bond/Smith Williams (2012), Macon (2013), and Dent Diggers-Frenchtown (2013).



**CHAMPS GRANT** – The City of Tallahassee, the Tallahassee Housing Authority, America’s Second Harvest of the Big Bend, and Florida Impact partnered together and were awarded a \$45,000 grant by the National League of Cities (NLC) and the Food Action Research Center to help address the health and wellness of young people in the Tallahassee-Leon area. The grant funds are offered through the NLC’s Cities Combating Hunger through Afterschool and Summer Meal Programs (CHAMPS) and will be used to expand local participation in federal afterschool and summer meal programs. The grant will fund the infrastructure needed to provide nearly 75,000 additional meals per year to young people in Tallahassee and Leon County.



The City supports the physical, mental, and social well-being of the community through a number of initiatives. The Health target area in this report highlights initiatives that address access to wellness infrastructure and programs and showcase the practice of growing and obtaining locally produced food.



**GREENWAYS AND TRAILS** – Hiking, biking, and other forms of recreation are critical to the well-being and sustainability of a community. The City of Tallahassee’s parks, greenways, and trails provide these opportunities, while also bringing in tourism dollars.

**Greenways Master Plan** The Tallahassee City Commission and the Leon County Board of County Commissioners adopted the 2013 Tallahassee-Leon County Greenways Master Plan Update in May 2013. The update proposes a system of multi-use trails and shared paths as part of the local greenways system.

The projects in the update are fully integrated into the Leon County Bicycle Route Network and include approximately 139 miles (61 miles in the City) of total trails. The \$41 million cost of the proposed trails represents a significant investment in the health and well-being of the community. When complete, it will also help attract tourism dollars from visitors seeking first class hiking and biking opportunities.

**Lafayette Heritage Trail Park Pedestrian Bridge** The City’s Parks, Recreation and Neighborhood Affairs department began construction of a pedestrian bridge that will connect Lafayette Heritage Trail Park and J.R. Alford Greenway. This \$1.3 million dollar investment will create an attraction for residents and visitors alike, while also providing opportunities for safe bicycle and pedestrian travel between the two large recreation areas.



City Employees Ready for National Start Walking Day

**ZONING UPDATES FOR COMMUNITY GARDENS** – Based on a review conducted by the Tallahassee-Leon County Planning Department, community gardens are allowable in each of the zoning districts within the City.



Youth Tennis

**CHSP** – The Community Human Service Partnership (CHSP) continues to be an efficient and effective way for the City, Leon County, and the United Way to fund human service needs. In fiscal year 2013, CHSP distributed \$4,421,174 in funds to support programs that address mental health, children’s issues, senior services, and health care access—targeting the needs of low- and moderate-income persons and neighborhoods.

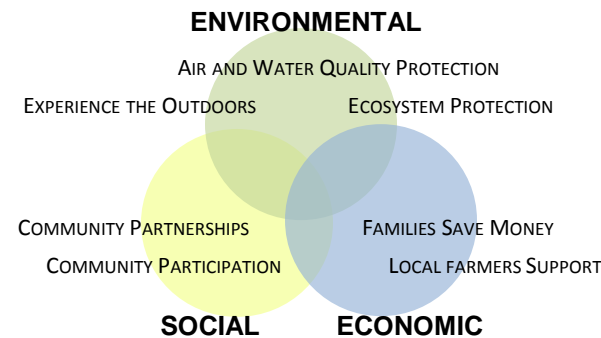


**CHOOSE HEALTH** – This program, which promotes health and wellness opportunities for city employees, continued to see its participation expand in 2013:

- *Know Your Health* had a 23% increase in participation over the previous year
- The *Smoking Cessation Initiative* saw its greatest participation level since introduced
- Employee participation in *National Start Walking Day* increased by 38%, with over 3,200 miles walked



Triple Bottom Line – Health



**360 Miles** Of biking and hiking trails installed in Tallahassee-Leon County to date

**3,200 Miles** Walked by city employees for National Start Walking Day 2013

**19,430 Youth** Participated in city youth sports leagues in 2013

**5,870 Adults** Participated in city adult sports leagues in 2013



**GRANT FUNDING IN SUPPORT OF SUSTAINABILITY** – Grant funding continues to be a part of the City’s strategy to support sustainability initiatives. The City’s success with previous grants provides tremendous advantage with grantors in the grant-application process.

Throughout 2013, the City continued to administer a number of sustainability-related grants:

- **\$1,000,000** Brownfields Revolving Loan Fund Grant from the U.S. EPA that supports redevelopment by enabling property owners or redevelopers to clean up environmental contamination
- **\$68,600** Farmers Market Promotional Program Grant from the USDA to promote farmers markets, increase farm revenues and expand producer-to-consumer direct marketing opportunities
- **\$15,000** Pollution Prevention grant from the U.S. EPA to implement green cleaning practices at five city facilities
- **\$190,600** Stormwater Pollution Prevention Grant from the U.S. EPA, administered by the Florida DEP, to fund various components of the TAPP program
- **\$1,768,600** Energy Efficiency Conservation Block Grant from the U.S. Department of Energy primarily circulated into the community in the form of rebates, grants, contracts for projects, and installation of energy efficiency equipment



**COMMERCIAL FAÇADE IMPROVEMENT GRANT PROGRAM** – The Community Redevelopment Agency (CRA), through its Commercial Façade Improvement Grants, approved four commercial façade renovation applications in 2013, totaling \$114,986. The renovations included three projects in the Downtown District Community Redevelopment Area and one in the Greater Frenchtown/Southside Community Redevelopment Area. These grant funds leveraged \$1,081,964 in private funds for a total estimated renovation investment of \$1,767,000.

The program grants funds of up to \$50,000, with a dollar-for-dollar match by the applicant, for the renovation of the façade of commercial properties. Since the CRA began implementation of the program in fiscal year 2007, they have approved 26 façade improvement applications, which provided \$962,407 in grant funds for redevelopment projects. The total renovation/construction costs of these projects are estimated at over \$4.9 million.



The City seeks to ensure that its economic goals also advance the community’s environmental and social goals. The following Economics target area initiatives highlight economic programs that support local businesses, encourage redevelopment, and promote environmentally preferable purchasing.

**GAINES STREET REDEVELOPMENT** – The City’s efforts to clean up contaminated properties in the Gaines Street Corridor has made prime land in the urban core available for beneficial reuse. This effort, along with CRA funding support, has helped spur several major infill developments in the district, jumpstarting economic revitalization of the area. The chart below highlights the projects to date. 🏠 + 🌱 + ♻️ + 🚰 + 🌳

Project	Year Finished	CRA Funds Committed	Estimated Private Investment
Marriott Residence Inn	2007	\$500,000	\$11,500,000
Lofts on Gaines	2011	\$705,000	\$5,295,000
CollegeTown	2013	\$2,532,000	\$16,868,000
District East – The Deck	Est. 2014	\$3,700,000	\$28,550,000
District West – The Block	Est. 2014	\$1,900,000	\$18,050,000
Catalyst Development	2013	\$912,000	\$25,488,000
601 Copeland	2013	\$395,000	\$21,105,000
<b>TOTAL</b>		<b>\$10.64 Million</b>	<b>\$126.86 Million</b>



Examples of the City's Green Purchasing

**RETAIL INCENTIVE LOAN PROGRAM** – In order to further support the redevelopment and walkability of the urban core, the CRA approved and/or completed four retail incentive loans in fiscal year 2013. Three of the projects were in the Greater Frenchtown/Southside District and one was in the Downtown District.

The four projects received a total of \$58,807 in loan funds for retail improvements that have an estimated value of \$204,000. 🏠 + 🌱 + ♻️ + 🚰 + 🌳




Recipient of a Retail Incentive Loan

**ENVIRONMENTALLY PREFERABLE PURCHASING (EPP)** – New for 2013, four city community centers and the City’s golf course participated in a pilot project to incorporate and judge the effectiveness of green cleaners. Approximately 15 custodians and other city employees were trained in a green cleaning workshop as part of the pilot.

The Florida Department of Environmental Protection will purchase green cleaners for the City through a \$15,000 U.S. EPA grant. As part of the terms of the grant, the City will report on the outcomes of the pilot and will develop a green cleaning policy.

The City is also expanding its EPP practices beyond green cleaning, with examples found throughout this report. From buying recycled-content paper to using low-VOC paints, carpets and adhesives, the City continues to look at the economic, social, and environmental impacts of the products and services that it procures. 🏠 + 🌱 + ♻️ + 🚰 + 🌳

Triple Bottom Line – Economics



**\$15,000** Grant awarded to the City to purchase green cleaners in 2013

**\$114,986** Approved by the CRA in 2013 for commercial façade grants

**\$10.64 Million** In CRA funds committed to Gaines Street redevelopment projects since 2007

**\$126.86 Million** Invested privately in Gaines St redevelopment since 2007



# NATURAL RESOURCES

**WASTEWATER IMPROVEMENTS** – The City continues to make great strides in the management of wastewater. Through its investments, the City’s efforts help minimize the environmental impacts that are often associated with wastewater management.

**Advance Wastewater Treatment (AWT)** The AWT facility is being constructed to reduce total nitrogen loading in the wastewater effluent from the Thomas P. Smith Water Reclamation Facility. These reductions will help further protect the water resources in the area. In January 2013, the new heat dryer at AWT was placed into operation, taking treated residuals and producing Class AA biosolids that are sold as fertilizer. The facility also began meeting its final nitrogen permit limitation of 3 mg/l, which was more than one full year ahead of DEP requirements. The AWT facility is on schedule for final completion in January 2015.

**Sanitary Sewer Improvements** In 2013, the City significantly reduced the number of sanitary sewer overflows. This reduction was due to the City’s efforts in inspecting 97.1% of the clay gravity main piping that was the major cause of the overflows. Other contributing factors included the completion of the Blair Stone Bypass project, which reduced the stress on the collection system in that area; the continued implementation of the FROG program (Fats, Roots, Oil, and Grease); and the EMS ISO 14001 Program, which helped identify improvement opportunities and ways to better protect the environment.



**THINK ABOUT PERSONAL POLLUTION (TAPP)** – Rain gardens are a cost-effective means to address stormwater runoff. They keep and treat stormwater on one’s own property. In 2013, TAPP facilitated the installation of 17 residential rain gardens totaling approximately 3,400 square feet and four institutional rain gardens totaling 1,400 square feet.

The TAPP program also helps address contamination in stormwater runoff through education and outreach. The TAPP program’s 2013 education campaign included workshops, educational ads, and social media as different means to promote the TAPP message.

Independent market research demonstrates that the TAPP education campaign has led to a significant increase in personal pollution awareness. The research shows a marked increase in the ability of the public to recognize pet waste and lawn fertilizers as sources of surface water pollution. Additionally, just over 31% of all research respondents indicated that they made changes in their behavior based on TAPP’s outreach messages.



The City places the utmost importance on protecting the natural resources that make Tallahassee such a desirable place to live. The Natural Resources target area initiatives in this report highlight programs that are in place to help protect the community’s water resources, air quality, and diverse ecosystems.

**SITE CLOSURES AND REMEDIATION** – To further protect the area’s soil and groundwater, the City successfully continued site closure and remediation activity throughout the 2013 year. Closures place limitations on future use of the sites, and remediation addresses contamination.

Site	2013 Closure Activity
CSX Parcel 5	Closed Out
Airport Landfill	Closed out
CSX Parcel 1	Submitted documentation; Proceeding with closure
CSX Parcel 4	Completed remediation; Preparing closure documents

Remediation activity is an important component of Cascades Park, where the City completed a field-scale pilot injection study. This innovative approach allowed the City to effectively target remaining areas of groundwater contamination without impacting overall park construction activities. The City will continue to work closely with the U.S. EPA to clean up the site and pursue regulatory closure.

**REVOLVING LOAN FUND** – The City continued to implement the federal Brownfields Revolving Loan Fund Grant program, which provides funding for the City to capitalize a revolving loan fund and provide subgrants to carry out cleanup activities at Brownfield sites. In 2013, the Brownfields Coalition established a Loan Review Committee, finalized program documentation, and identified three sites to receive loans or subgrant funding.

**THINK BEFORE YOU THROW** – During 2013, activities for the City’s comprehensive litter control program included the development of four new public service announcements that highlight the program.

Throughout the year, participants cleaned up a quarterly average of 125.8 street miles and 299 bags of trash. This increase is due in part to the 34 new groups that joined the Adopt A Street program.



City Staff at the Super Clean Sweep Litter Cleanup 2013

**BEST MANAGEMENT PRACTICES (BMP) TO CONTROL WEEDS AND PESTS** – Parks, Recreation and Neighborhood Affairs (PRNA) continues to train staff in BMP. Twenty-four Horticultural and Landscape Maintenance employees are certified by the state in Best Management Practices.

**RIGHT PLANT, RIGHT PLACE** – PRNA uses a blend of native and naturalized plants for all of its landscape projects.



**CONTROLLING INVASIVE PLANTS** – Cogongrass is listed as one of the 10 most invasive weeds in the world. Once it takes over an area, it displaces other plants and, consequently, other animals. In 2013, the City and its partners produced a video, webinar, and brochure that focuses on the identification and control of cogongrass. The City also added a feature to its DigiTally application so that staff can map cogongrass directly from the field.

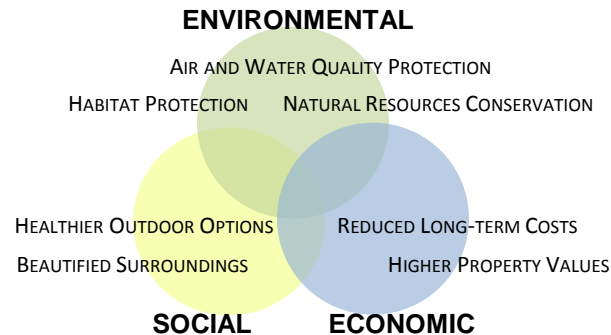
City staff at Hilaman Golf Course also addressed invasive plants during the year. They removed English privet along the property line, replacing the invasive with native plants.



**CARBON INTENSITY** – In 2013, the City was able to reduce the amount of CO<sub>2</sub> it emitted while also producing more electricity than the previous year. This is the third year in a row that the City has reduced its carbon emissions. The City’s carbon intensity fell to 0.48 tons per MWh. This is down from the previous year’s intensity of 0.53 tons per MWh.



Triple Bottom Line – Natural Resources



**932 Trees** Planted by Parks, Recreation and Neighborhood Affairs in 2013

**128 Miles** Of streets cleaned in 2013 through the Adopt A Street program

**300 Trees** Distributed through the Adopt-a-Tree program

**9%** Reduction in the City’s Electric Utility carbon intensity in 2013




# ENERGY

**SOLAR** – By installing solar panels at city facilities and offering solar net metering to its electric customers, the City can help expand the use of renewable energy while reducing reliance on fossil fuels.


The Tallahassee Regional Airport added a 50-kW solar PV system in 2013, expanding its capacity to 75-kW. The system is expected to generate approximately 118,000 kWh per year. The City also completed the installation of a new solar PV system on the roof of City Hall. The new system adds 28.56 kW to the City’s total solar capacity and is expected to generate an additional 37,528 kWh per year.

The City’s Net Metering program allows city electric customers who install solar electric panels on their homes or businesses to feed excess kWh production into the electric grid to receive credit. The program, which causes participants’ electric meters to “run backwards,” provides full retail kWh value and allows customers to avoid expensive battery storage, while also reducing the City’s electric demand.

As of 2013, the City has 149 commercial (including 22 city-owned premises) and 75 residential locations on the net metering program with a total of 1,715 kW of installed PV. At this capacity, the program will offset the need to generate an estimated 2,253,510 kWh per year. 

**ENERGY EFFICIENCY AND CONSERVATION MEASURES AT CITY FACILITIES** – The City’s overall electric consumption for city operations decreased from 92,583,866 kWh in fiscal year 2012 to 84,959,097 kWh in fiscal year 2013. Part of this decrease can be attributed to the City’s many energy-saving initiatives. The following are efficiency measures that took place in 2013.

**Tallahassee Regional Airport** A new Pre-Conditioned Air system at the Airport allows aircraft to shut down their auxiliary power units. By allowing the auxiliary units to shut down, the pre-conditioned system saves money for the airlines, while also reducing their carbon footprint.

**Energy Savings Performance Contract** Through an energy savings performance contract with Honeywell, the City implements a number of programs to reduce its energy use and demand. For the most recent year of the performance contract, through May 2013, the City again realized energy savings that exceeded the savings guaranteed under the contract. For year eight of the contract, the excess energy savings totaled \$506,123. 

As the area’s major provider of electricity and natural gas, the City leads the way with efficiency and conservation programs. The Energy target area showcases initiatives that maximize energy efficiency, decrease electric consumption and demand, and increase reliance on energy from renewable energy sources.

**ENERGY SMART PLUS** – The Energy Smart Plus (e+) program promotes energy efficiency and conservation through a number of innovative programs. Below are the e+ outcomes for fiscal year 2013.



**e+ Initiative**      **Customers Reached and Savings**

<b>Neighborhood REACH Grants</b>	670 Issued	302,834 kWh Saved	\$35,432 Saved
<b>Energy Star Appliance Rebates</b>	4,184 Issued	801,152 kWh Saved	\$93,735 Saved
<b>Energy Star Homes Rebates</b>	93 Issued	143,267 kWh Saved	\$16,762 Saved
<b>Energy Retrofit Loans</b>	600 Issued	382,268 kWh Saved	\$3.9 Million Lent
<b>Energy Audits</b>	5,000 Conducted	2,551 MWh Saved	\$293,426 Saved
<b>Energy Assistance Grants</b>	399 Issued	201,115 kWh Saved	\$23,531 Saved
<b>Ceiling Insulation Grants</b>	539 Issued	240,394 kWh Saved	\$28,126 Saved
<b>Energy Efficient HVAC Rebates</b>	1,415 Issued	1,103 MWh Saved	\$129,051 Saved
<b>Natural Gas Rebates</b>	2,962 Issued	2,927 MWh Saved	\$34,246 Saved



**ENERGY EFFICIENCY (DEMAND SIDE MANAGEMENT)**

*Small Business Targets* – The City is investigating the possibility of expanding its voluntary PeakSmart program to serve small and mid-sized businesses with smart thermostat technology through an anticipated program pilot.

*Demand Response* – The City offers PeakSmart for large commercial customers and anticipates expanding to small businesses and residences using smart thermostat technology.

**ENERGY EFFICIENCY IMPROVEMENTS AT CITY HALL** – The Facilities Management department completed a City Hall HVAC study to identify potential efficiency upgrades to the 30-year-old system. When implemented, the upgrades will reduce the amount of energy used to cool the building while also lowering associated costs.



**GREEN FLEET** – The City continues to innovate with alternative fuels and vehicle efficiency measures.

The City's automobile fleet includes a number of alternative fuel vehicles, which reduce fossil fuel use while saving money over the long term. Through 2013, the fleet included:

- 21 Supplemental Engine Bucket Trucks
- 13 Hybrid Heavy Duty Trucks
- 83 Less Idle Time Police Cruisers
- 14 Compressed Natural Gas Vehicles

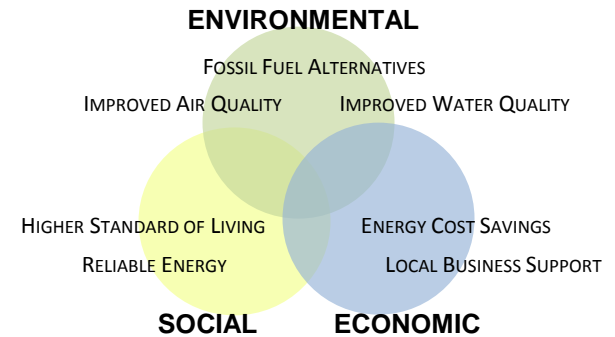
**Biodiesel** The City's Fleet department produced 1,500 gallons of biodiesel in 2013, with a ramp up in production expected for 2014.

**Aluminum Service Bodies** Fleet began adding lighter, recyclable aluminum service bodies to appropriate replacement vehicles.

**Electric Buses** StarMetro operated five all-electric fast-charge buses in 2013 (see details at the bottom of this page).



Triple Bottom Line – Energy



5 All-electric fast-charge buses operated by StarMetro in 2013

24,377 Miles Traveled by the City's electric buses in 2013

6,089 Gallons Of diesel fuel-use avoided in 2013 due to the electric buses

\$11,995 Saved by not having to buy diesel for the electric buses



**PAPERLESS E-GOVERNMENT INITIATIVES** – In 2013, several city departments implemented initiatives that considerably reduce the use of paper, saving natural resources and money. These initiatives are a shift to electronic processes that also provide more efficient access to City government.

**BoardDocs** In its second year, the City’s paperless, electronic agenda process continued to allow staff to create, review, and approve City Commission meeting agendas and publish them electronically. BoardDocs is estimated to save almost \$50,000 per year in labor and material costs.

**Online Benefits Enrollment** Human Resources continued to offer online enrollment for new city employees, reducing the need for paper applications and forms by more than 75% and reducing work hours required to review, scan, and process paperwork. Savings for this initiative are expected to total \$30,000 per year.

**City Projects** Growth Management continued this online process for customers to submit documentation and pay fees, with fiscal year 2013 savings of: \$21,228 in staff time, 6,090 in vehicle miles, and over \$17,880 in paper costs.

**Mayor’s Summit on Race, Culture and Human Relations** For the 2013 Summit, Equity and Workforce Development eliminated the use of 1,200 sheets of paper by providing registration, post-event surveys, and the event program online.



**STAR<sup>3</sup>** – In January 2013, the City rolled out its new *Start Thinking About Reducing, Reusing, and Recycling* (STAR<sup>3</sup>) program. STAR<sup>3</sup> expands on the City’s internal recycling program and is designed to encourage employees to purchase environmentally preferred products and to reuse items before recycling them. Following the kickoff events, the City conducted STAR<sup>3</sup> training for 40 employees. One session was oriented to staff who volunteered to be on the City’s Green Team, while the other session presented environmentally preferred purchasing concepts to employees who procure goods and services for the City.



**SOLAR-POWERED TRASH RECEPTACLES** – StarMetro celebrated Earth Day 2013 by installing six new, solar-powered trash receptacles at bus stops throughout Tallahassee. The trash receptacles, which are a combination of a trash compactor and a recycling unit, hold up to 150 gallons of waste – five times the volume of a traditional trash can, reducing the need for frequent pick-up.



To further protect natural resources, while decreasing the impacts associated with solid waste disposal, the City implements initiatives aimed at reducing the amount of solid waste that goes to the landfill. These Solid Waste target area initiatives reduce solid waste generation at its source, maximize reuse, and increase recycling.



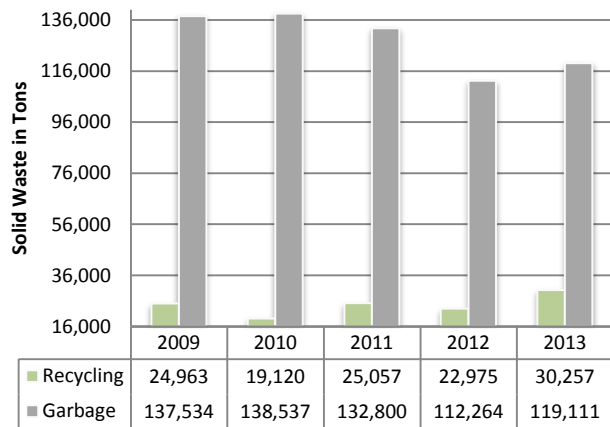
**SOLID WASTE DIVERSION** – Solid Waste Services continues to reach out and educate the community about the importance of separating bulk waste, yard debris, and traditional recyclables for curbside collection. Proper separation by residents helps the City prevent these materials from going to the landfill.

Through education and implementation of the new single stream recycling program, the City and the community recycled over 30,000 tons of material (see chart below), saving the City anywhere from \$2.80 to \$14.80 per ton, depending on the material type.



FY 2013 City Solid Waste Collected in Tons	
Total Recycling	30,257
Total Garbage	119,111
Recycling as a percent of Garbage collected	25.40%

City Recycling and Garbage Totals 2009 to 2013



**SINGLE STREAM RECYCLING** – The City initiated single stream recycling in October 2013, which resulted in a 14% increase in the volume of recyclable material collected during its first six months. This increase in recycling coincides with the convenience of customers not having to separate their traditional recyclables, leading to greater participation.



Cooking Oil Collection Site for Biodiesel Production

**WASTE REDUCTION PROGRAMS**

*Comprehensive Waste Reduction Education* – Solid Waste Services continues to expand its ongoing educational program, including the addition of a new partnership with local schools.

*Electronic Documents* – The Economic and Community Development department is switching to electronic documents for its Cultural Plan Review Committee meetings.

*Onsite Yard Debris Management* – 100% of yard debris generated from city parks is chipped and used within the parks as mulch for weed and erosion control.



**RECYCLING AND REUSING** – By focusing on recycling and reusing materials associated with daily operations, the City reduces costs and helps protect natural resources.


**Recycling Metals** In 2013, the Electric Utility recycled over 1,588,000 pounds of metals from construction scraps, obsolete transformers, and other field material. Electric's recycling revenues reached a new high of \$507,600 in 2013.

**Recapping Tires** Fleet expanded its tire recapping program in 2013, recapping tires (up to 5 times) that would have otherwise been removed for disposal. For each tire recapped, that is one less new tire that needs to be purchased, saving the City money while also reducing the amount of waste generated.

**Coffee Grounds Composting** The City Hall *Wake Up the Earth* coffee grounds compost program continued in 2013, removing approximately 2,000 pounds of wet coffee grounds from the waste stream.



Triple Bottom Line – Solid Waste



**34.8%** Participation rate for recycling in 2013

**14%** Increase in recycled material collected after implementation of single stream recycling

**100%** Of city park yard debris is chipped and reused as mulch

**20,500 Gallons** Of used transformer oil sold in 2013 to be repurposed as fuel



# LAND DEVELOPMENT & MOBILITY



**FRANKLIN BOULEVARD** – The City’s Franklin Boulevard improvements began as a flood and stormwater upgrade and evolved into a multi-use urban greenway that connects residential areas to downtown, parks, and schools. The project centered on the installation of 2,300 feet of continuous concrete box culvert, which replaced an existing, dangerous, open stormwater ditch. All of the existing utilities along the corridor were also upgraded.

To facilitate alternative transportation options, the roadway was reduced from four lanes to two, with turn lanes added at major intersections. This was followed by the installation of bike lanes, a multi-use trail, and sidewalks. The addition of decorative roadway and trail lighting, benches, drinking fountains, extensive landscaping, and irrigation work together to create an inviting, park-like atmosphere.



**PLACEMAKING** – The City continued Sense of Place activities in 2013, contributing to the character, walkability, and economic resiliency of several targeted areas in the community. In the Market District, activities focused on events and promotion, including Market Mayhem, the district’s signature community festival, and the publication of a feature article to promote the district in *Visit Tallahassee Magazine*. For the Monroe-Adams Corridor, the City completed improvements to Palmer Avenue, including street resurfacing, landscaping, sidewalks, lighting, and drainage. The City also completed upgrades to Monroe Street’s signals and buried electric lines.



**CASCADES PARK** – The construction of Cascades Park, a world-class park that also serves as a stormwater facility, neared completion in 2013. Blueprint 2000 began construction of the Smokey Hollow Commemoration, which pays tribute to the African American neighborhood that was partially located where Cascades Park is now. The commemoration includes three spirit houses, a reflective fountain, and 13 community garden boxes that were made available for adoption.



**GAINES STREET ART ALLEY** – The Art Alley project will transform a 10-foot-wide city easement located in the All Saints Revitalization District into a functional and attractive pedestrian pathway. The final design will address stormwater, erosion, lighting, safety and access issues. Construction will begin in spring 2014, with the project expected to be finished in fall 2014.

The Art Alley project will move forward thanks to the financial and in-kind support of a number of community partners. When completed, the project, which has a projected total cost of \$90,000, is expected to establish the Art Alley as a destination for visitors, increasing sales for nearby businesses and assisting in the redevelopment of the area.




The City’s land development practices and mobility alternatives are integral to its overall sustainability. This target area highlights initiatives that maximize urban development opportunities, incorporate green building practices, support green infrastructure, and improve alternative transportation options.

## GREEN BUILDING UPDATES FOR CITY BUILDINGS


The City incorporates green-building practices in all city facility renovation projects. The following improvements were integrated into projects in 2013.

**Energy Efficiency Upgrades** The HVAC system at Jack McLean, Jr. Community Center was upgraded to a more efficient system. The Palmer Munroe Teen Center received additional insulation to improve overall HVAC efficiency, and the Gemini Building and Lawrence Gregory Gym received lighting efficiency upgrades. The Police Department also received an upgrade to its chiller to improve efficiency.

**Material Reuse** The flooring, mirrors, doors, and other items were reused for the Walker Ford Community Center renovation. Furniture in City Hall was reupholstered, rather than purchasing new, and the floors installed at Trousdell Gym are made from recycled rubber.

**Indoor Air Quality** All carpet replacement at the Parks and Recreation Administration building and at City Hall was done with no-VOC floor coverings, and low-VOC paint was used for City Hall and Gemini updates. 

## TALLAHASSEE/LEON COUNTY PUBLIC SAFETY COMPLEX

This 100,000-square-foot facility, completed in 2013, was constructed to meet Leadership in Energy & Environmental Design (LEED) Silver certification. The facility was also built to meet FEMA 361 Hurricane and Tornado shelter requirements and DOD anti-terrorism standards. 



**MOBILITY DISTRICT** – The CRA currently provides incentives for development in the Mobility District and helps fund the expansion of pedestrian and bike facilities in certain areas within both CRA districts. The CRA Board will also have the option to use the Investment Plan to identify areas that require pedestrian enhancements and provide some of those improvements on a multi-year basis.

**GREEN TECHNOLOGY INFRASTRUCTURE** – Growth Management staff promote the use of green stormwater infrastructure within a new or redeveloped site, where appropriate.

## PUBLIC TRANSPORTATION

*Corporate Discounts for Public Transit* – StarMetro has recently received approval to offer corporate bus pass discounts and is working with interested businesses.

*Suburban Expansion of Public Transit*– StarMetro recently launched a flex route in the Lake Jackson area.




**MOVING TALLAHASSEE** – The City supports a variety of alternative transportation options. These options improve mobility while also offering human and environmental health benefits.

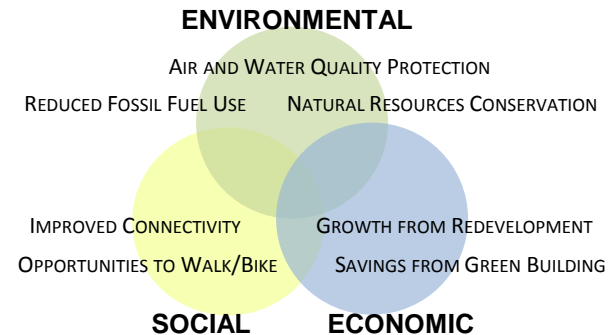
**Walk Friendly Community** In 2013, the City was designated a Silver-Level Walk Friendly Community by the Pedestrian and Bicycle Information Center, acknowledging its commitment to improving walkability and pedestrian safety.

**Sidewalk Installations** Public Works installed (or repaired) approximately 3.1 miles of sidewalks in 2013.

**Bike Boxes** In 2013, the City completed preliminary work to install three new bike boxes on Call Street.

**Rhythm Route** StarMetro began offering the fare-free Rhythm Route in 2013 to provide fun, safe, and convenient bus transport between several local retail areas. 

Triple Bottom Line –  
Land Development & Mobility



50 New bus shelters and benches installed by StarMetro

17 Minute average decrease in wait between StarMetro buses since 2011

\$25,000

Grant from NFWF/Wells Fargo for the implementation of the Art Alley

Silver

Designated Walk Friendly Community by the Pedestrian and Bicycle Information Center

# City of Tallahassee Sustainability Partners



2013  
Green Initiatives Annual Report  
City of Tallahassee

For more information visit:  
[www.talgov.com/eper](http://www.talgov.com/eper)  
(850) 891-2476  
Like us at: [www.facebook.com/GoGreenTallahassee](http://www.facebook.com/GoGreenTallahassee)

*printed on recycled paper*