

What We Share: Successful Collaborations

Evelina Moulder

ICMA Conference Presenter



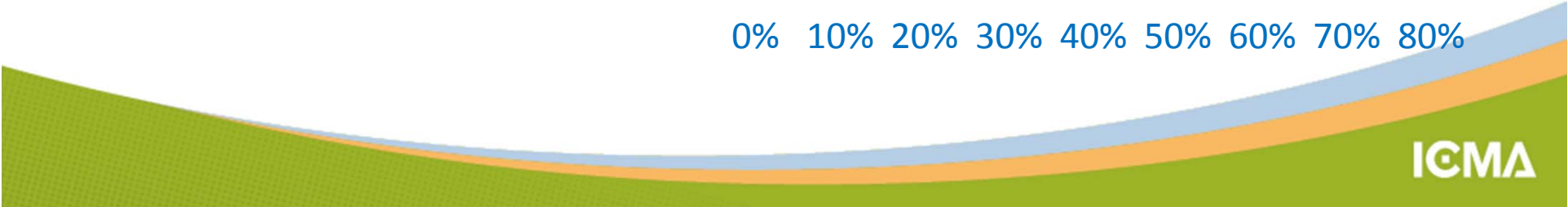
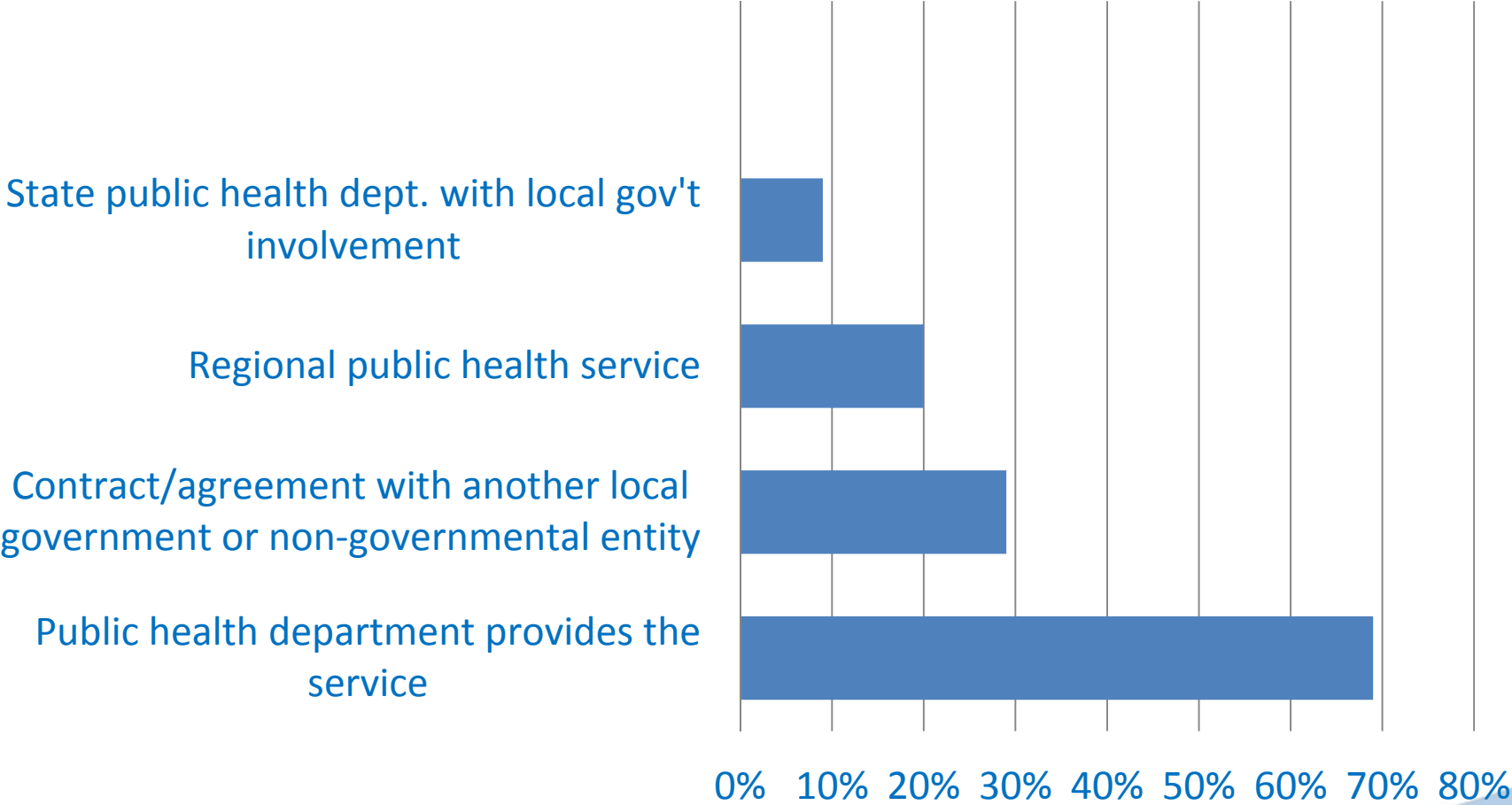
Shared Services in Public Health: Survey Results

1,119 local governments responded to the survey
(24% response rate).

535 have responsibility for public health services.

- 17 are under 2,500 population.
- 14 are 500,000 and above in population.

Providing public health services



Shared back-office functions

- 36% of local governments report shared back-office functions.
- Slightly higher percentages of local governments under 25,000 population report shared back office functions than do larger local governments.

Sharing arrangements

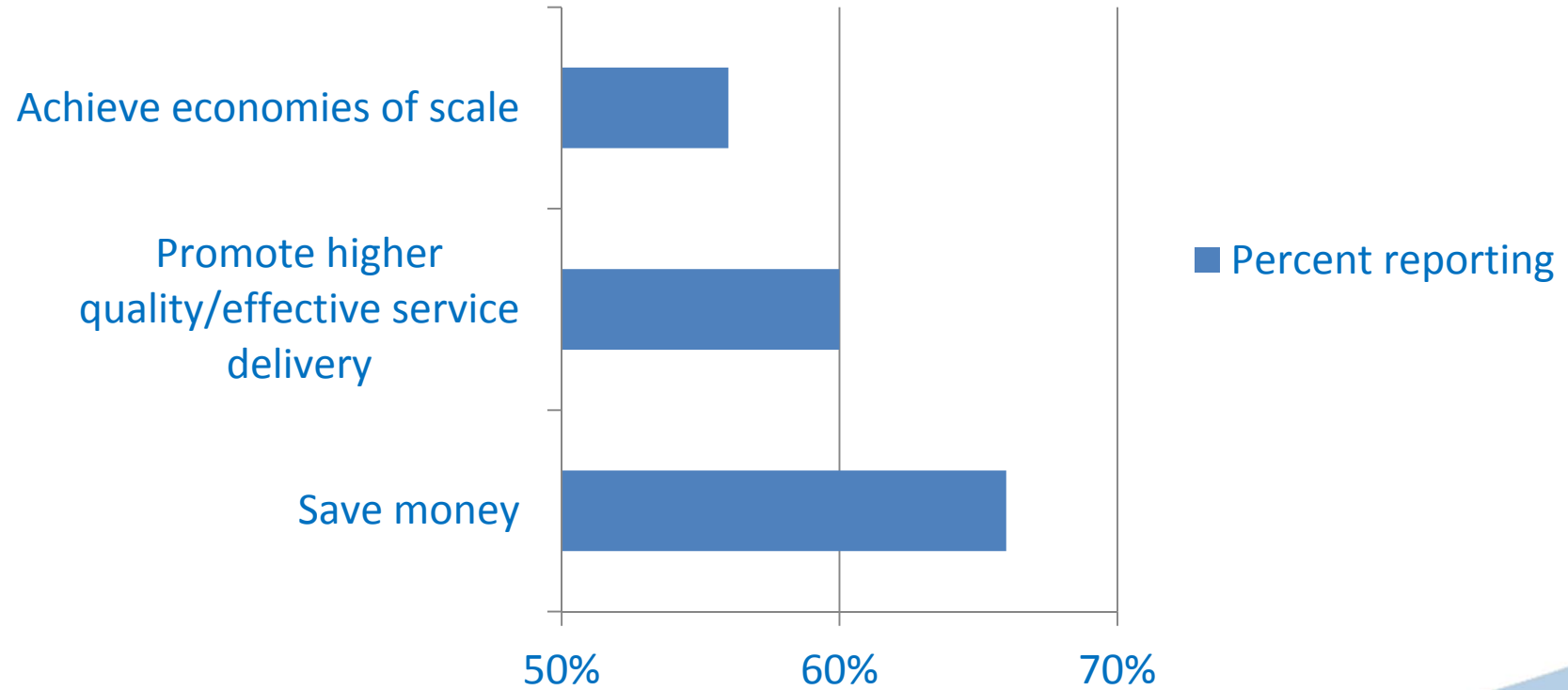
- Overall, 52% of respondents share back office functions with a city or county health department.
- 14% share with a regional coalition of health care providers.
- The town of West Boylston, MA (pop. 7,600) is part of the [Central Massachusetts Regional Public Health Alliance](#).
- The towns of Whatley and Buckland, MA, (both under 2,000 pop.) belong to The [Franklin County Cooperative Public Health Service](#).

State public health departments

Local governments in 11 states reported that the state public health department operates locally with some involvement from local gov't staff.



Top 3 reasons for sharing

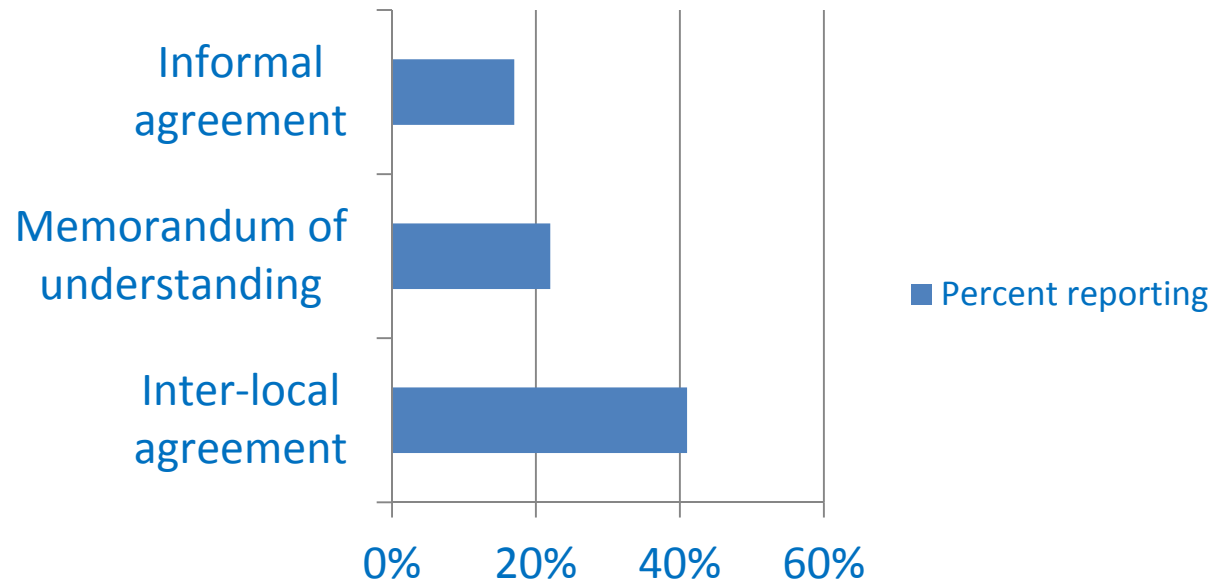


Top reason for not sharing

Top - Have not considered it (42%).

- Georgia counties indicated that state law creates barriers to sharing public health administrative services.
- Very few (8 places) indicated unsuccessful prior experiences.
Good news!

Top 3 organizational arrangements

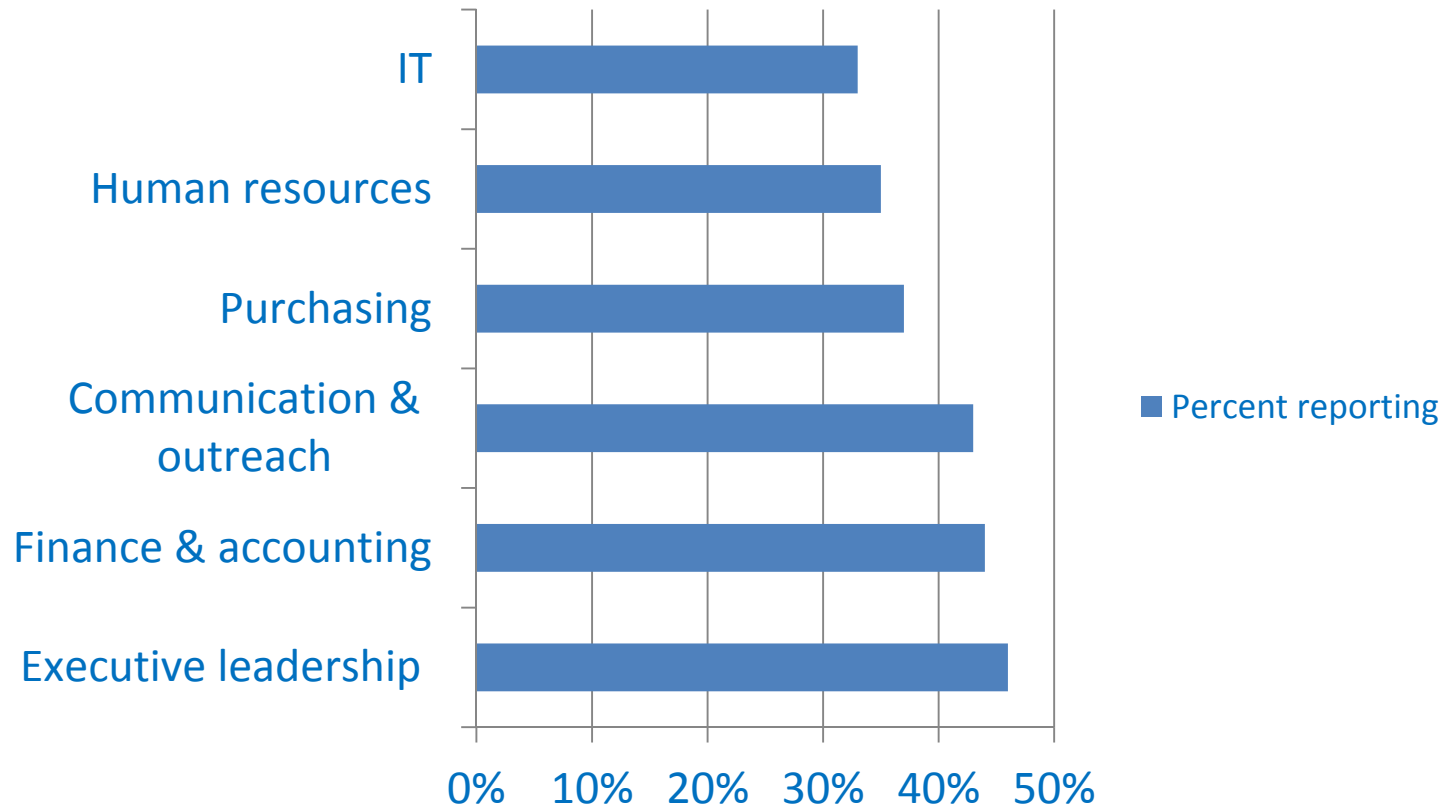


Implementation time

For 75% of local governments, it took less than a year to move from the idea stage to implementing shared back-office public health services.



Which services are shared?



55% report cost savings

- Smaller communities show highest percentages reporting cost savings.
- Northeast localities show highest percentage (67%) reporting cost savings.



Greatest cost savings overall?

The greatest cost savings are found in

- Executive leadership
- Billing
- Office and facility maintenance
- Communications and outreach

Where else are localities saving?



Colin County, TX, (pop. 836,642) reported saving labor costs for inspectors.

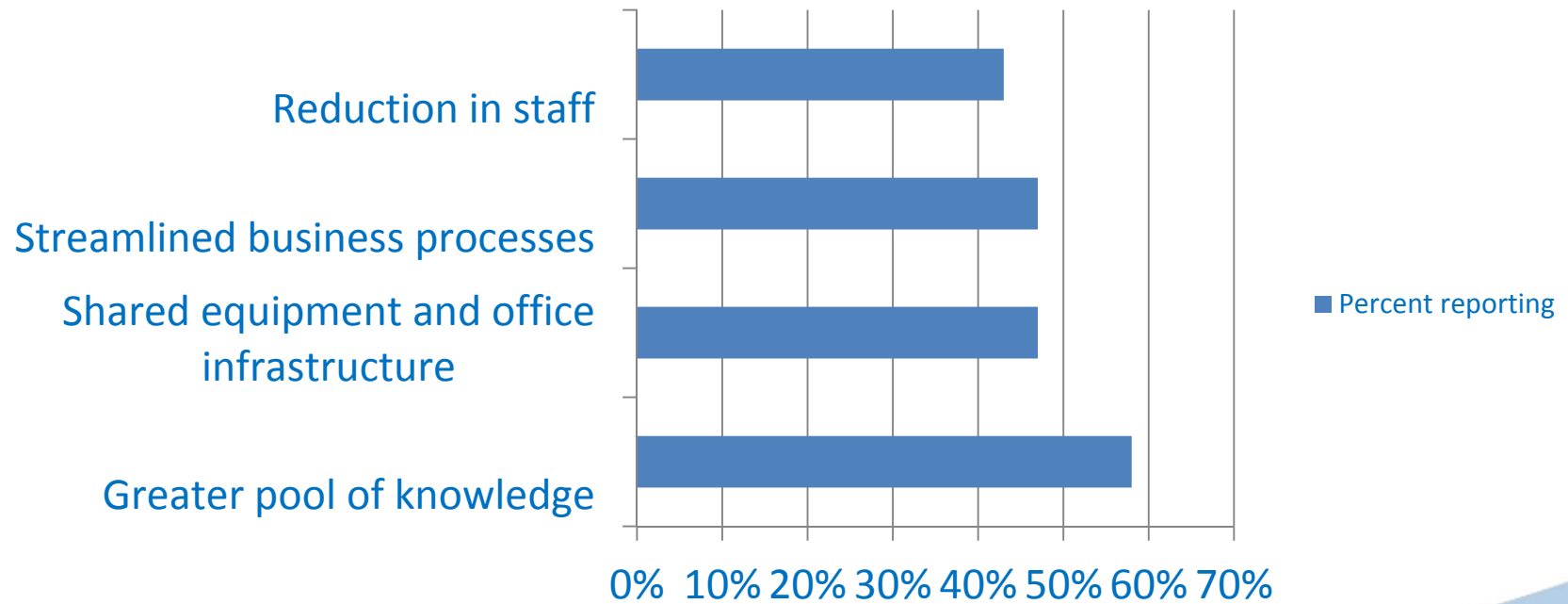


The Town of Cromwell, CT, (pop. 12,871) is saving delivering services, such as flu clinics.



The Town of Millburn, NJ, (pop. 19,765) has been able to streamline all administrative services

Majority (67%) report efficiencies



Obstacles encountered?

Majority (57%) report no obstacles to shared services for back-office public health functions.

Obstacles encountered include:

- Concerns about authority/control (26%)
- Cost (18%)
- Incompatible organizational cultures (10%)

A final measure of success!



- 88% of local governments that share back-office public health services would recommend it to other local health departments.
- This is true regardless of population size or geographic region.

Questions/Comments?

Additional Information...



The logo features the text 'ICMA' in a bold, blue, sans-serif font above the number '100' in a large, blue, cursive font. The 'th' is in a smaller, orange, cursive font. The background is a light blue gradient with several white fireworks exploding. Below the logo is a horizontal line.

ICMA
100th

ANNUAL CONFERENCE

Charlotte
Mecklenburg County

SEPTEMBER • 14-17 • 2014

A stylized graphic of a green hill with a blue and orange border, located at the bottom of the page.

A stylized graphic of a green hill with a blue and orange border, located at the bottom of the page.