

Alachua County COVID-19 Recovery Dashboard

Relevant performance data for sharing with the public may include those metrics that had never been in the strategic plan:
<https://dashboards.alachuacounty.us/COVID19/>

Dashboard

<p>NEW CASES ON 8/12/2020</p> <p>63</p>	<p>TOTAL COVID-19 CASES</p> <p>4309</p>	<p>TOTAL TESTS PERFORMED</p> <p>72,746</p>	<p>CUMULATIVE POSITIVITY RATE</p> <p>5.92%</p>	<p>14 DAY POSITIVITY AVERAGE</p> <p>6.5%</p>	<p>NEW FATALITIES 8/12/2020</p> <p>0</p>	<p>COVID-19 RELATED FATALITIES</p> <p>26</p>	<p>AVERAGE HOSPITAL OCCUPANCY</p> <p>82.79%</p>	<p>OVERALL MASK COMPLIANCE</p> <p>99.190%</p>
---	---	--	--	--	--	--	---	---

Gating Criteria for Phase One Openings

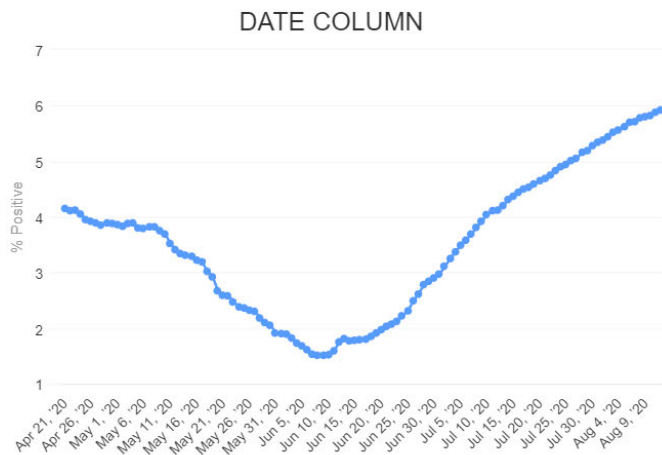
Testing

Total People Tested : The total number of individuals who have been tested for COVID-19 within Alachua County

Percentage of Tests Positive: The percentage of individuals within Alachua County whose test results were positive for COVID-19

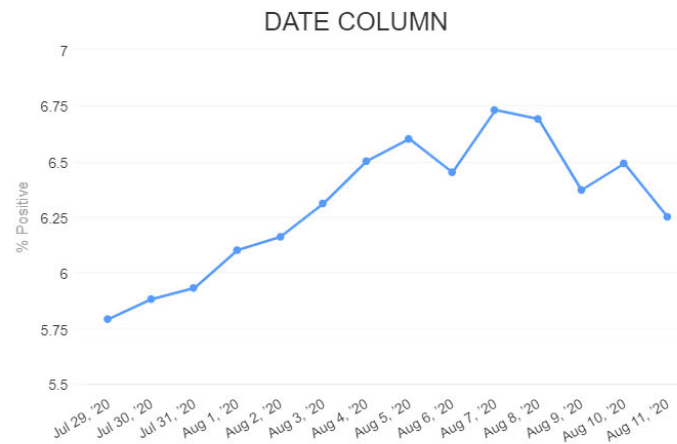
Source: [Florida Department of Health](#)

Percent of Tests Positive



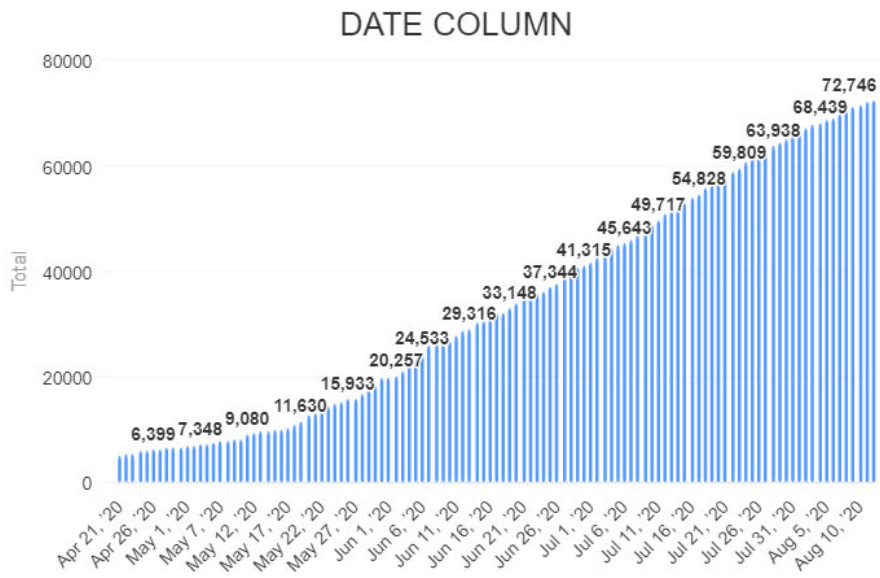
Powered by [monday.com](#)

Percent Positive (Last 14 Days)



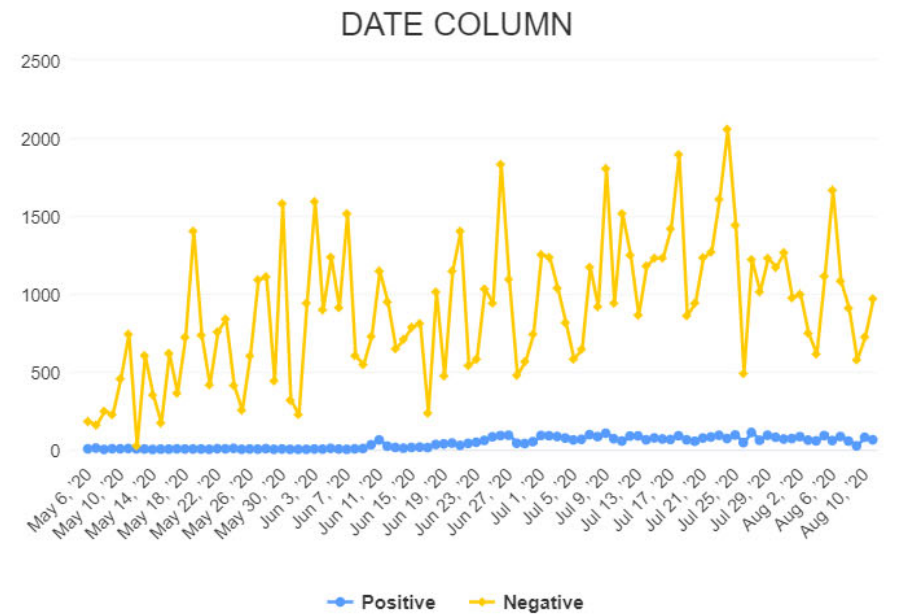
Powered by [monday.com](#)

🔒 Total People Tested



Powered by monday.com

🔒 Positive and Negative Tests Per Day



Powered by monday.com

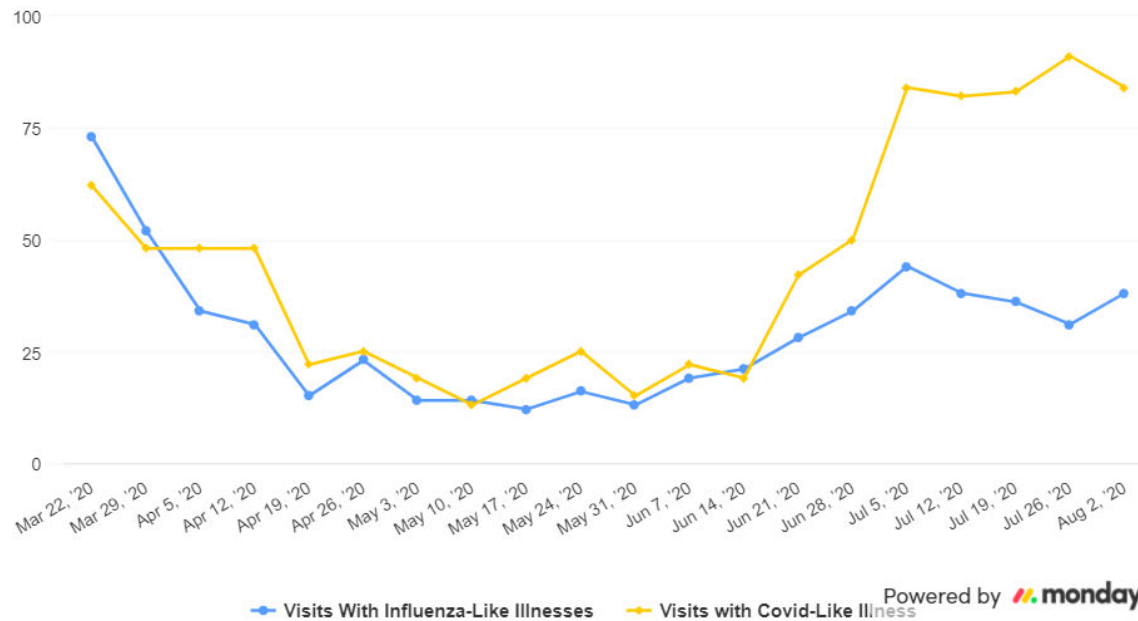
Hover over the chart lines to see the number of total or positive tests per day.

Downward trajectory of positive tests as a percent of total tests within a 14-day period (flat or increasing volume of tests)

⊗ Criteria not met

🔒 Alachua County Emergency Department Visits

DATE COLUMN



Downward trajectory of Influenza-Like Illnesses (ILI) reported within a 14-day period

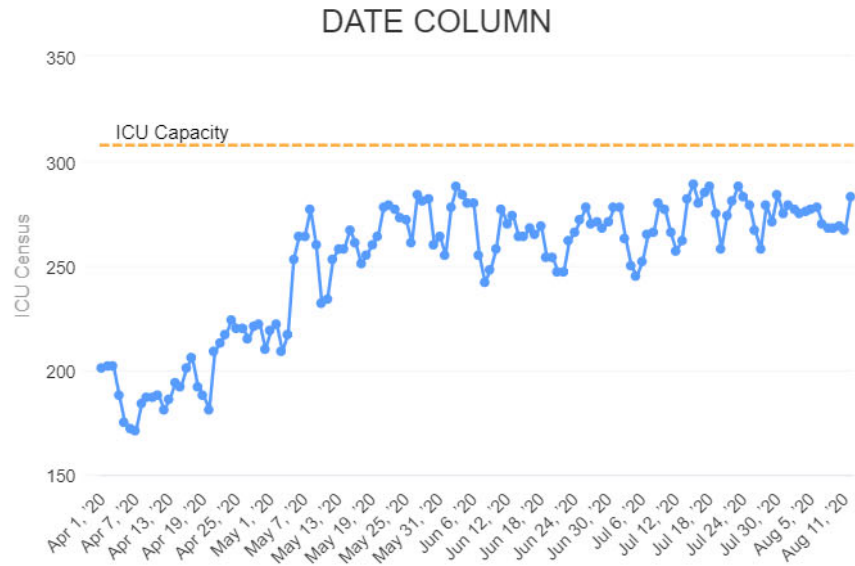
⊗ Criteria not met

Downward trajectory of Covid-Like Illnesses (CLI) cases reported within a 14 day period

⊗ Criteria not met

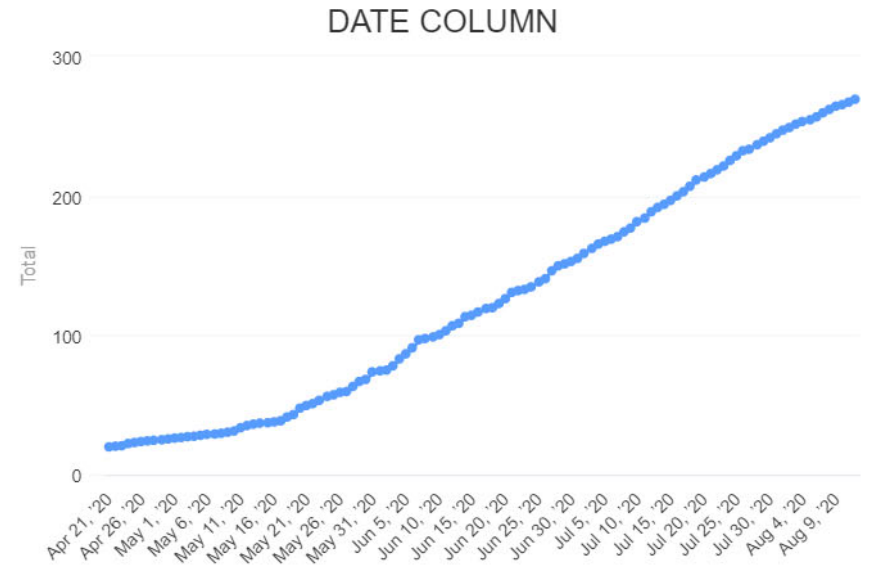
Powered by  monday.com

ICU Census



Powered by monday.com

Tests Per 1,000 Residents



Powered by monday.com

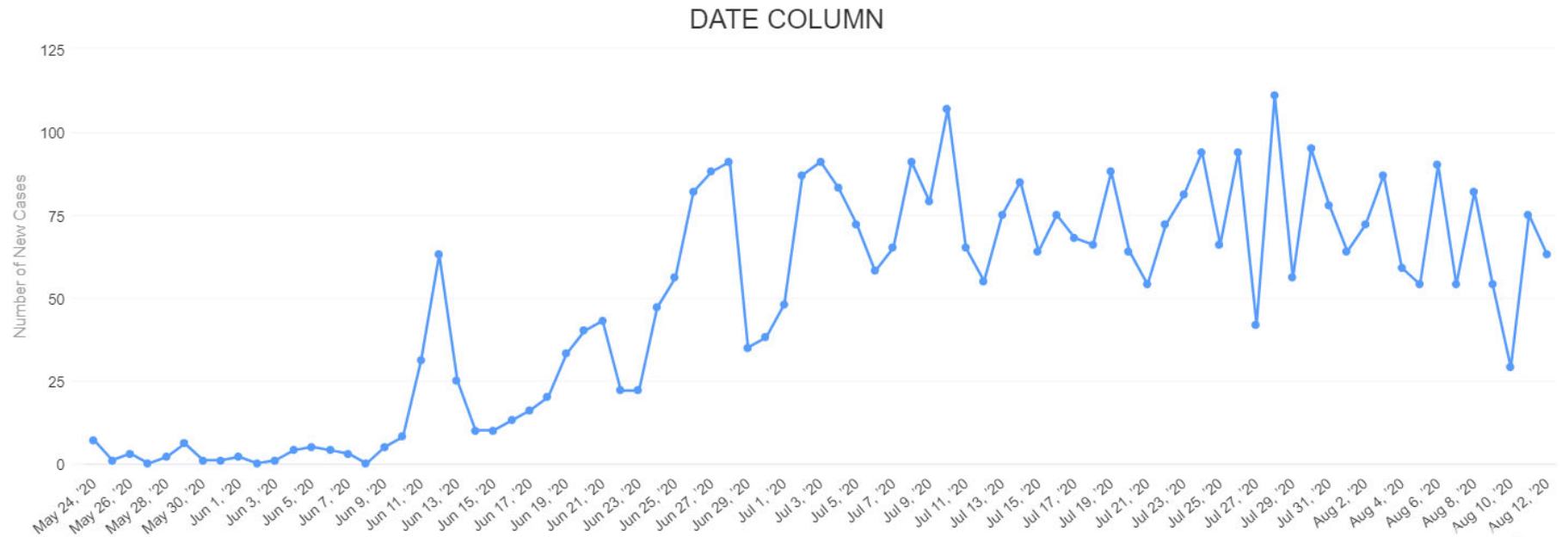
Treat all patients without crisis care

✓ Criteria met

Robust testing program in place for at-risk healthcare workers, including emerging antibody testing

✓ Criteria met

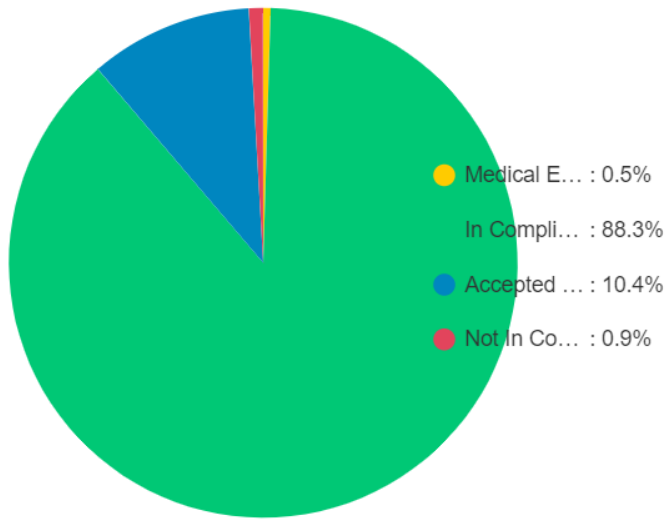
New Cases Announced by Day



Overall Mask Compliance to Date

Overall Mask Compliance to Date

STATUS COLUMN

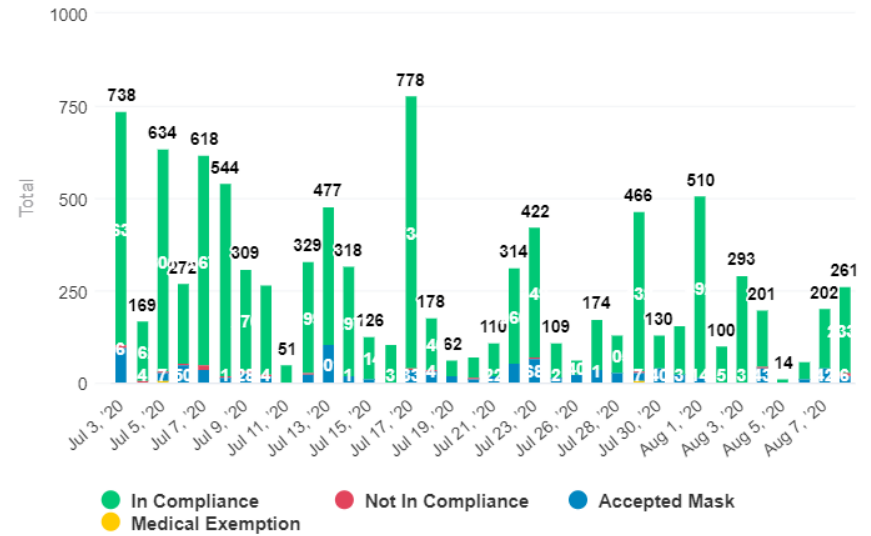


Powered by monday.com

Mask Compliance by Date

Mask Compliance by Date

DATE COLUMN



Powered by monday.com