

Scorecard - Fire Rescue

Information

Name: Fire Rescue

Description: Miami-Dade Fire Rescue (MDFR) provides emergency response and transport services, which encompass fire suppression, Advanced Life Support (ALS) and Basic Life Support (BLS) emergency medical services, hazardous materials mitigation, disaster management and other specialty services. MDFR also provides fire prevention and education services, including life safety fire inspections, fire plan reviews, building permits, and public safety programs and demonstrations. MDFR serves a 1,899 square mile territory and provides daily 24-hour emergency response services to over 1.9 million residents, businesses and visitors through 143 rescue, suppression, battalion and specialty units strategically located in 69 fire-rescue stations within unincorporated Miami-Dade County (the County) and 29 municipalities. In addition to providing transport services through 55 front-line rescue units, MDFR also provides emergency air transport service within Miami-Dade County to State-approved Trauma Centers via two full-time rescue helicopters. MDFR's Office of Emergency Management supports our community's disaster preparedness, response, recovery and mitigation needs through the planning and coordination of information and resources.

Domain: Fire Rescue

Owners: Downey, David; Reyes, Maria L. (MDFR); Piedrahita Jr., Arnold (MDFR)

Details

	As Of	Actual	Target	FYTD Actual	FYTD Target
1.0 Customer					
Public Safety Facilities and Resources Built and Maintained to Meet Needs (Fire Rescue)					
Initiative Name	Type	As Of	Status	%	Owners
Complete Construction of North Miami Central Temporary Fire-Rescue Station 18		6/18/2018	In Progress	85%	Lamela, Angel (MDFR); Morales, Gigi (MDFR); Acevedo, Paulette (FIN)
Select an A&E Firm for the New Dolphin Fire Rescue Station 68		6/18/2018	In Progress	98%	Lamela, Angel (MDFR); Morales, Gigi (MDFR)
Design and Construction of Sweetwater Temporary Fire Rescue Station 29		6/18/2018	Complete	100%	Morales, Gigi (MDFR); Lamela, Angel (MDFR)
Design & Obtain Permit for Permanent Sweetwater Fire Rescue Station 29		6/18/2018	In Progress	95%	Morales, Gigi (MDFR); Lamela, Angel (MDFR)
Permit & Obtain Contractor to Build a Bay for Foam Truck 24 at the Existing Miami Executive Airport Facility		6/18/2018	In Progress	100%	Lamela, Angel (MDFR); Morales, Gigi (MDFR)
Design & Obtain Permit for Construction of Hangar for Air Rescue Helicopter at Opa-Locka Airport (Station 25)		6/18/2018	In Progress	60%	Morales, Gigi (MDFR); Lamela, Angel (MDFR)
Design & Obtain Permit for Ocean Rescue Facility at Crandon Park		6/28/2018	In Progress	75%	Lamela, Angel (MDFR); Morales, Gigi (MDFR)
Construction of Village of Palmetto Bay Fire Rescue Station 62		6/18/2018	In Progress	15%	Lamela, Angel (MDFR); Morales, Gigi (MDFR)
Remodel & Relocating Bureaus/Sections by Division to HQ First Floor		6/19/2018	Complete	100%	Morales, Gigi (MDFR); Lamela, Angel (MDFR); Acevedo, Paulette (FIN)
Complete Coral Reef Fire-Rescue Station 4 Bathroom Remodeling		6/18/2018	Complete	100%	Acevedo, Paulette (FIN); Lamela, Angel (MDFR); Morales, Gigi (MDFR)
Complete Aventura Fire-Rescue Station 8 Perimeter Fence & Gate Installation		6/18/2018	Complete	100%	Morales, Gigi (MDFR); Lamela, Angel (MDFR); Acevedo, Paulette (FIN)
Complete Suniland Fire-Rescue Station 23 Electric Gate Installation		6/18/2018	Complete	100%	Lamela, Angel (MDFR); Morales, Gigi (MDFR); Acevedo, Paulette (FIN)
Complete Homestead/Florida City Fire-Rescue Station 16 Gas Tank (500 gal) Installation		6/19/2018	Complete	100%	Lamela, Angel (MDFR); Morales, Gigi (MDFR); Acevedo, Paulette (FIN)
Enhance Service Delivery (MDFR)					
Number of New Services and/or Stations to Meet Identified Needs by End of FY	'18 FQ3		3	1	3
Air Rescue Availability for Transport	Jun '18		100% (69 / 69)	98%	100% (697 / 697)
Number of Fireboat Missions	Jun '18		35	n/a	265

Scorecard - Fire Rescue

Reduce Fire Rescue Response (Wait) Time to Medical Incidents							
Total Average MDFR Life-Threatening Response (Wait) Time	Jun '18		7.32minutes	8.00minutes		7.42minutes	8.00minutes
% of Life-Threatening Calls in MSU Area MDFR Units arrived to in 8 Minutes or Less	Jun '18		42% (4,206 / 10,002)	80%		38% (37,557 / 99,850)	80%
% of Life-Threatening Calls in Rural Area MDFR Units arrived to in 10 Minutes or Less	Jun '18		69% (520 / 750)	80%		68% (4,579 / 6,747)	80%
Total Response (Wait) Time to 90% of Life Threatening Calls in MSU	Jun '18		9.49minutes	8.00minutes		n/a	8.00minutes
Total Response (Wait) Time to 90% of Non-Life Threatening Calls in MSU	Jun '18		10.42minutes	9.00minutes		n/a	9.00minutes
Reduce Fire Rescue Response (Wait) Time to Fire Incidents							
Total Average MDFR Structure Fire Response (Wait) Time	Jun '18		6.20minutes	7.30minutes		6.44minutes	7.30minutes
% of Structure Fire Calls in MSU Area MDFR Units arrived to in 8 Minutes or Less	Jun '18		69% (141 / 205)	80%		67% (1,451 / 2,153)	80%
% of Structure Fire Calls in Rural Area MDFR Units arrived to in 10 Minutes or Less	Jun '18		64% (7 / 11)	80%		63% (130 / 205)	80%
Total Response (Wait) Time to 90% of Structure Fire Calls in MSU	Jun '18		6.34minutes	8.00minutes		n/a	8.00minutes
Reduce Fire Rescue Dispatch Time							
Fire Rescue Average Dispatch Time	Jun '18		28seconds	60seconds		31seconds	60seconds
Average Fire Rescue Dispatch Time for Life-Threatening Calls	Jun '18		27seconds	45seconds		30seconds	45seconds
Average Fire Rescue Dispatch Time for Structure Fire Calls	Jun '18		67seconds	80seconds		72seconds	80seconds
911 Call processing time (in seconds)	Jun '18		83.0secs	66.0secs		82.2secs	71.7secs
Reduce Fire Rescue Response (Wait) Time (MDFR)							
Hospital Wait Time	Jun '18		10.48minutes	15.00minutes		9.98minutes	15.00minutes
Call Volume (Miami-Dade Fire Rescue Department)							
Total Call Volume	Jun '18		20,381	21,750		190,450	195,790
Number of Life-Threatening Incidents MDFR Responded To	Jun '18		10,777	11,750		100,625	105,750
Number of Other Medical Incidents MDFR Responded To	Jun '18		4,408	4,583		41,686	41,247
Number of Structure and Other Fire Incidents MDFR Responded To	Jun '18		1,942	2,083		18,768	18,747
Number of Miscellaneous Incidents MDFR Responded To	Jun '18		3,254	3,334		29,371	30,006
2.0 Financial							
Meet Budget Targets [Fire Rescue]							
Revenue: Total (Fire Rescue)	'18 FQ3		\$65,713K	\$118,464K		\$422,307K	\$355,392K
Expen: Total (Fire Rescue)	'18 FQ3		\$109,796K	\$118,464K		\$335,609K	\$355,392K
Total Accounts Receivable							
Dollars Collected (Accounts Receivables)	Jun '18		\$663,944	n/a		\$8,230,426	n/a
3.0 Internal							
Units in Service (MDFR)							
Number of Frontline Rescue Units	'18 FQ3		56	n/a		56	n/a
Number of Frontline Suppression Units	'18 FQ3		57	n/a		57	n/a
Number of Specialty Units	'18 FQ3		18	n/a		18	n/a
Department Position Count (Fire Rescue)							
Positions: Full-Time Filled (MDFR)	'18 FQ3		2,508	2,554 (2 500 - 2 554)		2,508	2,554 (2 500 - 2 554)

Scorecard - Fire Rescue

Sworn Positions	n/a		n/a	n/a	n/a	n/a
Number of Approved Overage Positions	'18 FQ3	▲	6	25	▲	25
Number of Part-Time Positions (including Ocean Lifeguards)	'18 FQ3	▼	72	90	▼	90
Number of Part-Time Positions (excluding Ocean Lifeguards)	Jun '18		43	n/a		380
Number of Part-Time Ocean Lifeguard Positions	'18 FQ3		41	n/a		137
Number of Temporary Agency Employees	'18 FQ3	▲	1	3	▲	3
Number of Sworn Personnel Separating from MDFR	Jun '18	▼	9	6	▲	54
▼ Reduce Property Loss and Destruction (Fire Rescue)						
Fire Plan Review Process Timeliness	Jun '18	▲	97.88%	100.00%	▲	96.53%
Total Number of HazMat Incidents	Jun '18	▼	20	232	▼	188
Life Safety Inspections Completed (Reflects Monthly)	Jun '18	▲	6,134	6,000	▲	6,134
Certificate of Occupancy Inspections Completed	Jun '18	▲	1,487	1,010	▲	12,521
Fire Plans Reviewed	Jun '18	▲	1,650	1,225	▲	12,584
Average Number of CO Inspections per Inspector	Jun '18	▼	107.00	110.00	▲	1,123.00
Structure Fire False Alarms	Jun '18	▲	1,144	1,175	▲	10,188
▼ 4.0 Learning and Growth						
▼ Enhance Quality of Patient Care (MDFR)						
Medical Skills Training	'18 FQ3	▲	2,112	900	▲	6,463
Total Training Hours (Training Division Target Solutions)	Jun '18		27,892	n/a		291,331

Business Plan Report - Fire Rescue

Scorecard	Description	Owners
Fire Rescue	Miami-Dade Fire Rescue (MDFR) provides emergency response and transport services, which encompass fire suppression, Advanced Life Support (ALS) and Basic Life Support (BLS) emergency medical services, hazardous materials mitigation, disaster management and other specialty services. MDFR also provides fire prevention and education services, including life safety fire inspections, fire plan reviews, building permits, and public safety programs and demonstrations. MDFR serves a 1,899 square mile territory and provides daily 24-hour emergency response services to over 1.9 million residents, businesses and visitors through 143 rescue, suppression, battalion and specialty units strategically located in 69 fire-rescue stations within unincorporated Miami-Dade County (the County) and 29 municipalities. In addition to providing transport services through 55 front-line rescue units, MDFR also provides emergency air transport service within Miami-Dade County to State-approved Trauma Centers via two full-time rescue helicopters. MDFR's Office of Emergency Management supports our community's disaster preparedness, response, recovery and mitigation needs through the planning and coordination of information and resources.	Downey, David; Reyes, Maria L. (MDFR); Piedrahita Jr., Arnold (MDFR)

1.0 Customer

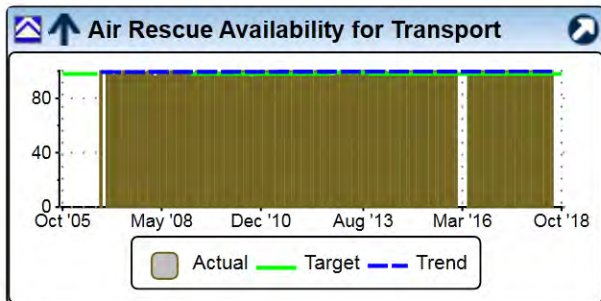
Objective	Description	Owners
Public Safety Facilities and Resources Built and Maintained to Meet Needs (Fire Rescue)	Plan and provide appropriate and necessary facilities to meet demand, including additional facilities in agricultural areas.	Morales, Gigi (MDFR); Lamela, Angel (MDFR); Bermejo, Marisabel B. (MDFR)

Objective	Description	Owners
Enhance Service Delivery (MDFR)	Enhance service levels by adding new services and/or stations to meet needs identified.	Reyes, Maria L. (MDFR); Acevedo, Paulette (FIN)

Measures Linked to Objective	Period	Actual	Target	Variance	Owners
Number of New Services and/or Stations to Meet Identified Needs by End of FY	'18 FQ3	3	1	2	Piedrahita Jr., Arnold (MDFR); Reyes, Maria L. (MDFR)

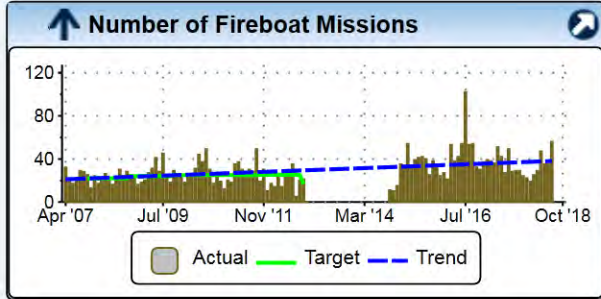
Date	VR Comment	Author
8/20/2018	Effective 0700 on April 27, 2018, Miami-Dade Fire Rescue's Heavy Rescue 1 (HV1) was placed in service responding from Doral North Fire-Rescue Station 69. The mission of Heavy Rescue 1 is to respond to complex technical rescue incidents requiring large objects to be stabilized, raised/lowered, or moved laterally. HV1 is a tended unit response by Squad 69 personnel.	Zubieta, Helen (MDFR)
8/17/2018	On April 3, 2018, an All Stations and Offices Memo was issued by MDFR's Assistant Fire Chief of Operations, Arthur L. Holmes, Jr., announcing that effective April 16, 2018 at 0700 hours, Rescue 39 and ALS Platform 53 were placed into service. These units will serve to enhance MDFR's ability to deliver Advanced Life Support to Port Miami and the southern areas of unincorporated Miami-Dade County and surrounding communities.	Zubieta, Helen (MDFR)

Air Rescue Availability for Transport	Jul '18	100% (82 / 82)	98%	2%	Salz, Benjamin J. (MDFR); Borges, Andy; Johnson, Carmen; Vidal, Denise (MDFR); Suarez, Jeffrey (MDFR)
---------------------------------------	---------	-------------------	-----	----	---

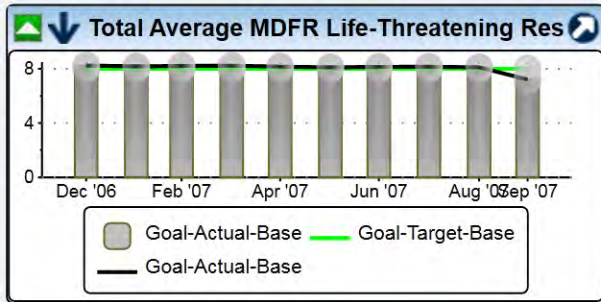


Business Plan Report - Fire Rescue

Number of Fireboat Missions	Jul '18	56	n/a	n/a	Salz, Benjamin J. (MDFR); Herrera, Ernesto ; Garcia, Manuel; Vidal, Denise (MDFR); Garcia, Manuel; Herrera, Ernesto; Piedrahita Jr., Arnold (MDFR)
-----------------------------	---------	----	-----	-----	--



Objective	Description	Owners			
Reduce Fire Rescue Response (Wait) Time to Medical Incidents		Acevedo, Paulette (FIN)			
Measures Linked to Objective	Period	Actual	Target	Variance	Owners
Total Average MDFR Life-Threatening Response (Wait) Time	Jul '18	7.34minutes	8.00minutes	0.66minutes	Taylor, Rowan (MDFR); Piedrahita Jr., Arnold (MDFR); Reyes, Maria L. (MDFR)



Business Plan Report - Fire Rescue

% of Life-Threatening Calls in MSU Area
MDFR Units arrived to in 8 Minutes or Less



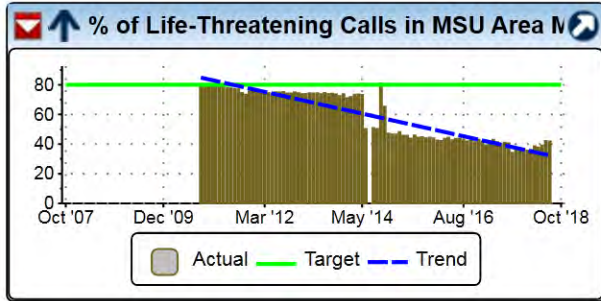
Jul '18

42%
(4,219 / 10,122)

80%

-38% Reyes, Maria L. (MDFR);
Piedrahita Jr., Arnold (MDFR)

Date	VR Comment	Author
8/15/2018	Workload Measure - Targets for this measure are to be interpreted as a projection based on historical data.	Acevedo, Paulette (FIN)



% of Life-Threatening Calls in Rural Area
MDFR Units arrived to in 10 Minutes or Less



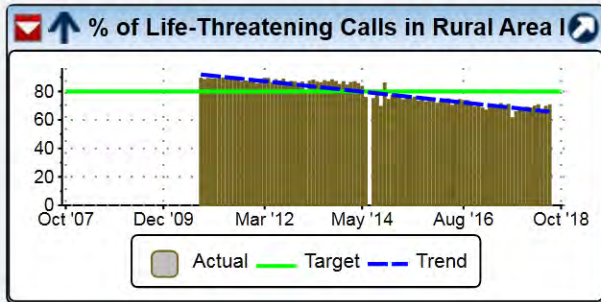
Jul '18

70%
(513 / 729)

80%

-10% Taylor, Rowan (MDFR);
Piedrahita Jr., Arnold (MDFR)

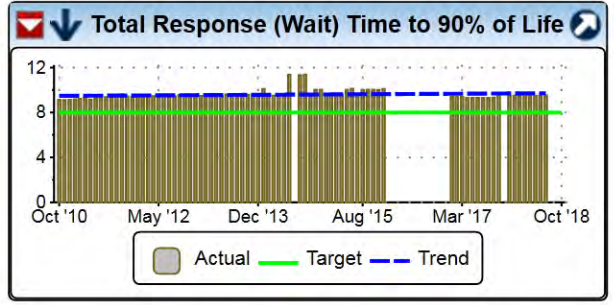
Date	VR Comment	Author
8/15/2018	Workload Measure - Targets for this measure are to be interpreted as a projection based on historical data.	Acevedo, Paulette (FIN)



Business Plan Report - Fire Rescue

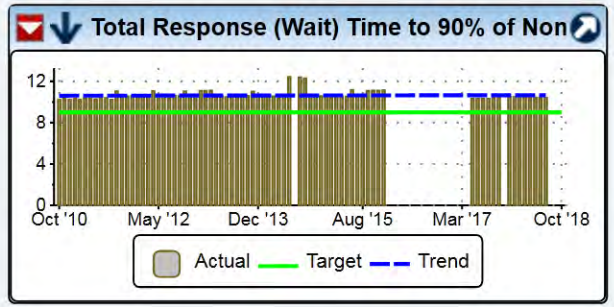
Total Response (Wait) Time to 90% of Life Threatening Calls in MSU
Jul '18
9.51minutes
8.00minutes
1.51minutes
Reyes, Maria L. (MDFR); Piedrahita Jr., Arnold (MDFR)

Date	VR Comment	Author
8/15/2018	Workload Measure - Targets for this measure are to be interpreted as a projection based on historical data.	Acevedo, Paulette (FIN)




Total Response (Wait) Time to 90% of Non-Life Threatening Calls in MSU
Jul '18
10.42minutes
9.00minutes
1.42minutes
Piedrahita Jr., Arnold (MDFR); Reyes, Maria L. (MDFR)

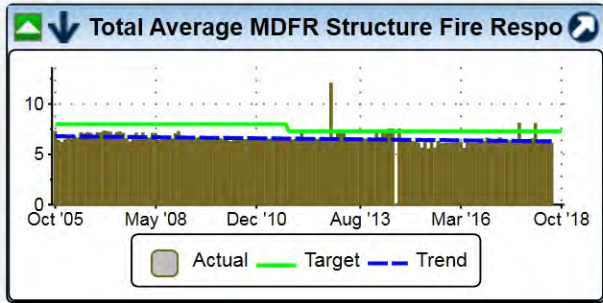
Date	VR Comment	Author
8/15/2018	Workload Measure - Targets for this measure are to be interpreted as a projection based on historical data.	Acevedo, Paulette (FIN)




Business Plan Report - Fire Rescue

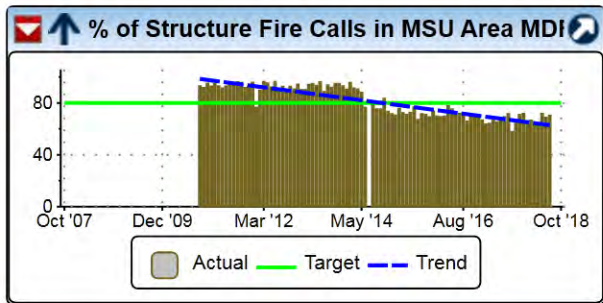
Objective	Description	Owners
Reduce Fire Rescue Response (Wait) Time to Fire Incidents		Acevedo, Paulette (FIN)

Measures Linked to Objective	Period	Actual	Target	Variance	Owners
Total Average MDR Structure Fire Response (Wait) Time 	Jul '18	6.07minutes	7.30minutes	1.23minutes	Piedrahita Jr., Arnold (MDFR); Taylor, Rowan (MDFR); Reyes, Maria L. (MDFR)



% of Structure Fire Calls in MSU Area MDR Units arrived to in 8 Minutes or Less 	Jul '18	70% (160 / 228)	80%	-10%	Reyes, Maria L. (MDFR); Piedrahita Jr., Arnold (MDFR)
---	---------	--------------------	-----	------	---

Date	VR Comment	Author
8/15/2018	Workload Measure - Targets for this measure are to be interpreted as a projection based on historical data.	Acevedo, Paulette (FIN)



Business Plan Report - Fire Rescue

% of Structure Fire Calls in Rural Area MDRF Units arrived to in 10 Minutes or Less

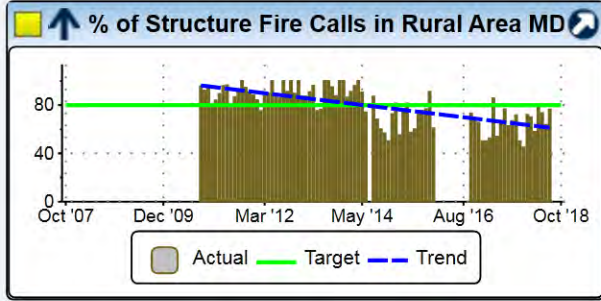


Jul '18

76%
(16/21)

80%

-4% Piedrahita Jr., Arnold (MDFR);
Reyes, Maria L. (MDFR)



Total Response (Wait) Time to 90% of Structure Fire Calls in MSU

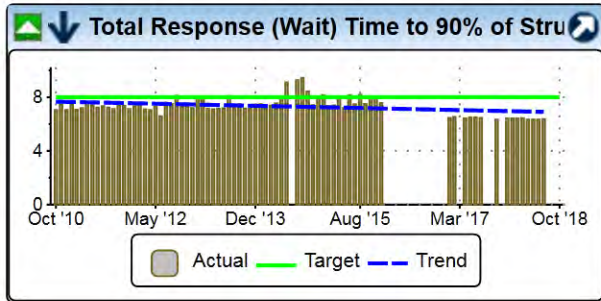


Jul '18

6.37minutes

8.00minutes

-1.63minutes Piedrahita Jr., Arnold (MDFR);
Taylor, Rowan (MDFR)



Objective	Description				Owners
Reduce Fire Rescue Dispatch Time					Acevedo, Paulette (FIN)
Measures Linked to Objective	Period	Actual	Target	Variance	Owners
Fire Rescue Average Dispatch Time	Jul '18	32seconds	60seconds	28seconds	Rubin, Gregory (MDFR); Piedrahita Jr., Arnold (MDFR); Taylor, Rowan (MDFR); Piedrahita Jr., Arnold (MDFR)
Average Fire Rescue Dispatch Time for Life-Threatening Calls	Jul '18	31seconds	45seconds	14seconds	Rubin, Gregory (MDFR); Taylor, Rowan (MDFR); Piedrahita Jr., Arnold (MDFR)

Business Plan Report - Fire Rescue

Average Fire Rescue Dispatch Time for Structure Fire Calls



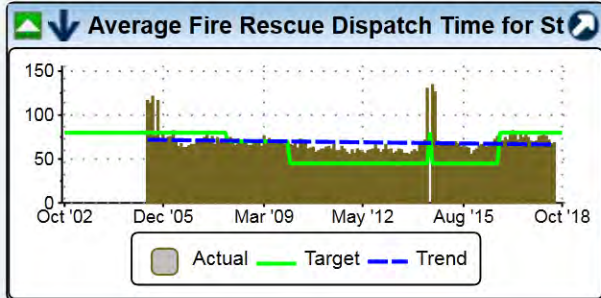
Jul '18

68seconds

80seconds

12seconds

Rubin, Gregory (MDFR);
Taylor, Rowan (MDFR);
Piedrahita Jr., Arnold (MDFR)



911 Call processing time (in seconds)



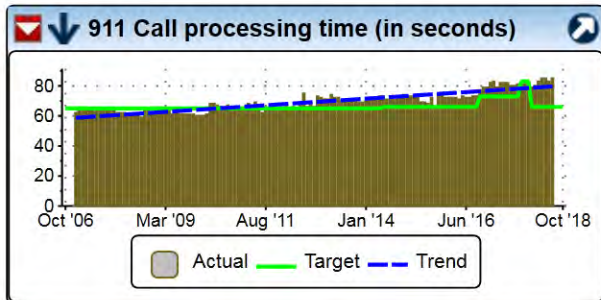
Jul '18

85.0secs

66.0secs

-19.0secs


Crumpler, Ladona; Gonzalez, Thamy;
Taylor, Rowan (MDFR); Lowe, Suzanne;
Sedano-Sliman, Patricia



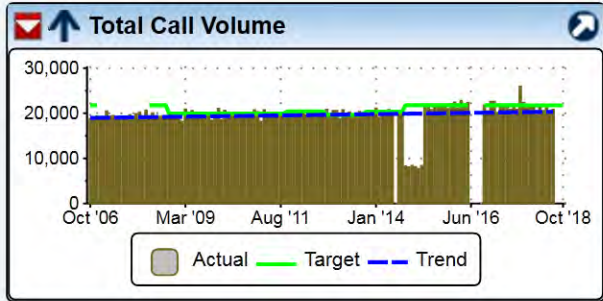
Objective	Description						Owners
Reduce Fire Rescue Response (Wait) Time (MDFR)							Reyes, Maria L. (MDFR); Acevedo, Paulette (FIN)
Measures Linked to Objective	Period	Actual	Target	Variance	Owners		
Hospital Wait Time	Jul '18	10.03minutes	15.00minutes	4.97minutes	Cutie, Lidice (MDFR); Taylor, Rowan (MDFR); Piedrahita Jr., Arnold (MDFR); Piedrahita Jr., Arnold (MDFR)		

Objective	Description						Owners
Call Volume (Miami-Dade Fire Rescue Department)							Reyes, Maria L. (MDFR)

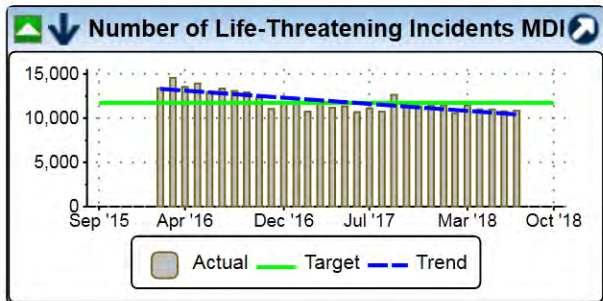
Business Plan Report - Fire Rescue

Measures Linked to Objective	Period	Actual	Target	Variance	Owners
Total Call Volume 	Jul '18	20,787	21,750	-963	Reyes, Maria L. (MDFR); Piedrahita Jr., Arnold (MDFR)

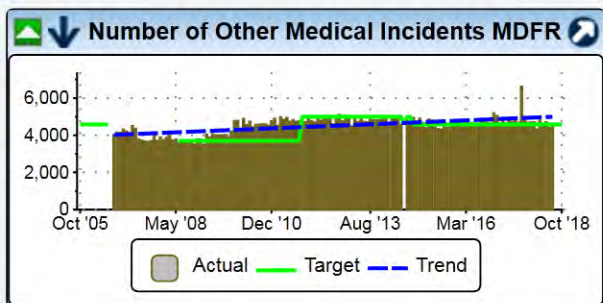
Date	VR Comment	Author
8/15/2018	Workload Measure - Targets for this measure are to be interpreted as a projection based on historical data.	Acevedo, Paulette (FIN)



Number of Life-Threatening Incidents MDRF Responded To 	Jul '18	10,867	11,750	883	Piedrahita Jr., Arnold (MDFR)
--	---------	--------	--------	-----	-------------------------------

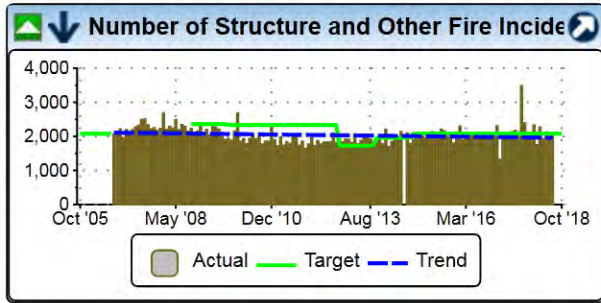


Number of Other Medical Incidents MDRF Responded To 	Jul '18	4,537	4,583	46	Piedrahita Jr., Arnold (MDFR); Reyes, Maria L. (MDFR)
---	---------	-------	-------	----	---



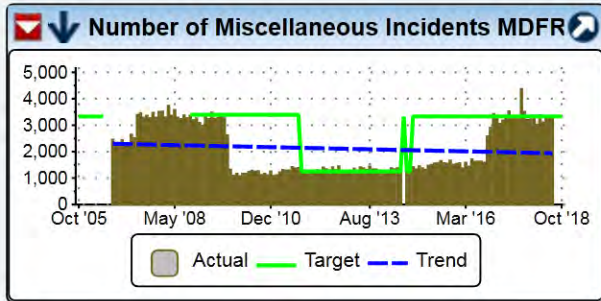
Business Plan Report - Fire Rescue

Number of Structure and Other Fire Incidents MDRF Responded To ▲ Jul '18 2,037 2,083 46 Reyes, Maria L. (MDFR); Piedrahita Jr., Arnold (MDFR)



Number of Miscellaneous Incidents MDRF Responded To ▼ Jul '18 3,346 3,334 -12 Piedrahita Jr., Arnold (MDFR); Cutie, Lidice (MDFR); Taylor, Rowan (MDFR); Reyes, Maria L. (MDFR)


Date	VR Comment	Author
8/15/2018	Workload Measure - Targets for this measure are to be interpreted as a projection based on historical data.	Acevedo, Paulette (FIN)



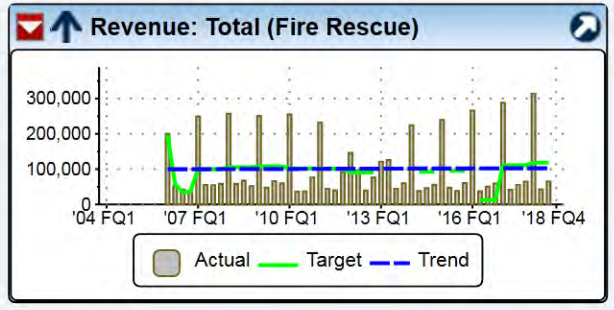
2.0 Financial


Objective	Description	Owners
Meet Budget Targets [Fire Rescue]		Mendelsberg, Scott (MDFR); Hui, Wei (MDFR); Downey, David

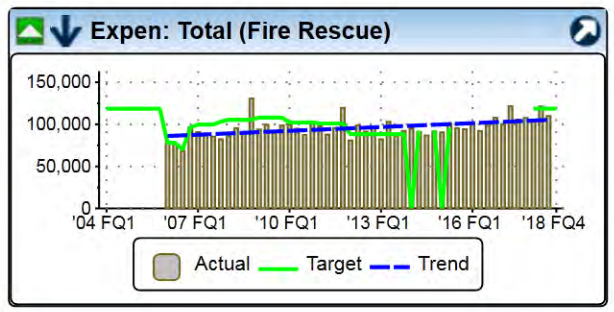
Business Plan Report - Fire Rescue

Measures Linked to Objective	Period	Actual	Target	Variance	Owners
Revenue: Total (Fire Rescue) 	'18 FQ3	\$65,713K	\$118,464K	\$-52,751K	Boreland, Angela (MDFR); Mendelsberg, Scott (MDFR); Kirkland, Loida (MDFR); Salz, Benjamin J. (MDFR); Heredia, Carlos (MDFR); Santiago, Evelyn (MDFR)

Date	VR Comment	Author
7/10/2018	Target is equivalent to 1/4 of annual revenues. Proprietary revenues such as transport, inspection, and plan review fees are collected in the first quarter of the fiscal year while transfers from the General Fund occur in the fourth quarter.	Salz, Benjamin J. (MDFR)



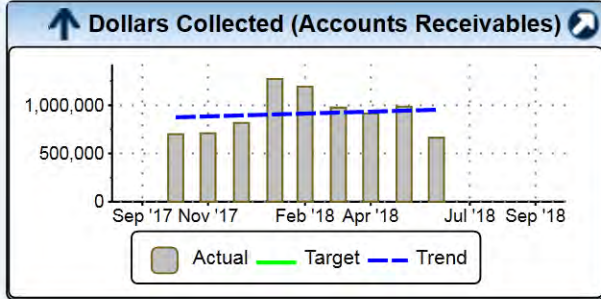
Expen: Total (Fire Rescue) 	'18 FQ3	\$109,796K	\$118,464K	\$8,668K	Mendelsberg, Scott (MDFR); Boreland, Angela (MDFR); Kirkland, Loida (MDFR); Taylor, Rowan (MDFR); Heredia, Carlos (MDFR); Salz, Benjamin J. (MDFR); Santiago, Evelyn (MDFR)
--	---------	------------	------------	----------	---



Objective	Description	Owners
Total Accounts Receivable		Elesppe, Vivian (MDFR); Reyes, Maria L. (MDFR)

Business Plan Report - Fire Rescue

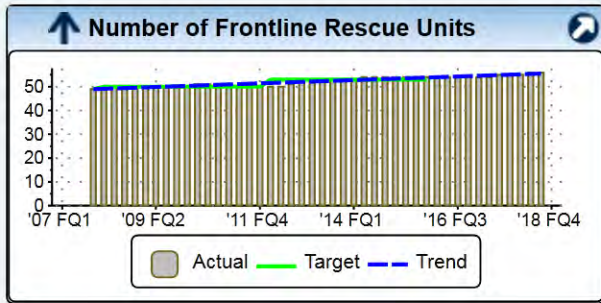
Measures Linked to Objective	Period	Actual	Target	Variance	Owners
Dollars Collected (Accounts Receivables)	Jun '18	\$663,944	n/a	n/a	Acevedo, Paulette (MDFR); Garza, Oralia; Elespe, Vivian (MDFR); Reyes, Maria L. (MDFR)



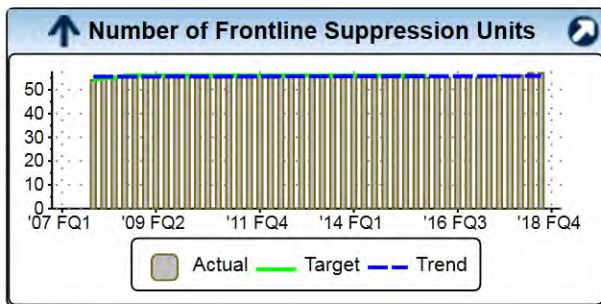
3.0 Internal

Objective	Description	Owners
Units in Service (MDFR)		Acevedo, Paulette (FIN)

Measures Linked to Objective	Period	Actual	Target	Variance	Owners
Number of Frontline Rescue Units	'18 FQ3	56	n/a	n/a	Piedrahita Jr., Arnold (MDFR)

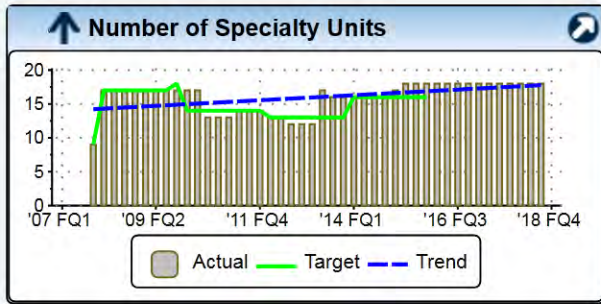


Number of Frontline Suppression Units	'18 FQ3	57	n/a	n/a	Taylor, Rowan (MDFR); Piedrahita Jr., Arnold (MDFR)
---------------------------------------	---------	----	-----	-----	---



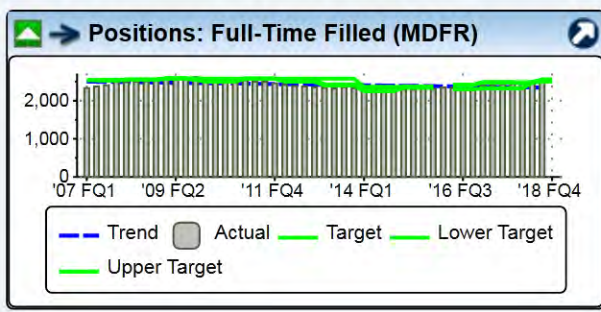
Business Plan Report - Fire Rescue

Number of Specialty Units '18 FQ3 18 n/a n/a Taylor, Rowan (MDFR); Piedrahita Jr., Arnold (MDFR)

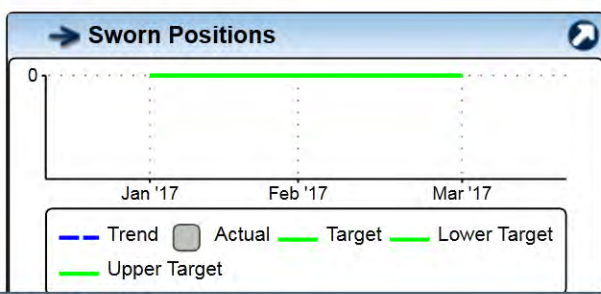


Objective	Description	Owners
Department Position Count (Fire Rescue)		Toledo-Fernandez, Christie (MDFR); Didder, Sabina E. (MDFR)

Measures Linked to Objective	Period	Actual	Target	Variance	Owners
Positions: Full-Time Filled (MDFR)	'18 FQ3	2,508	2,554 (2,500 - 2,554)	-46	Endara, Melissa (MDFR); Didder, Sabina E. (MDFR); Toledo-Fernandez, Christie (MDFR); Jose, Maria (MDFR)



Sworn Positions	n/a	n/a	n/a	n/a	n/a Toledo-Fernandez, Christie (MDFR); Jose, Maria (MDFR); Didder, Sabina E. (MDFR); Endara, Melissa (MDFR)
-----------------	-----	-----	-----	-----	--



Number of Approved Overage Positions

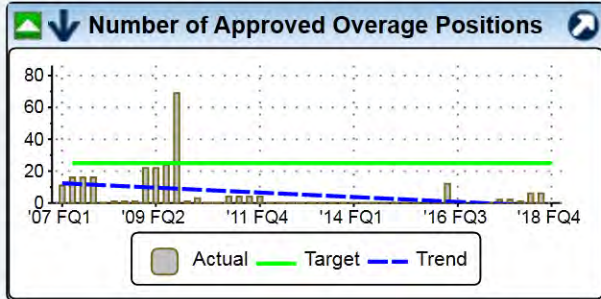


'18 FQ3

6

25

19 Jose, Maria (MDFR);
Endara, Melissa (MDFR);
Didder, Sabina E. (MDFR);
Toledo-Fernandez, Christie (MDFR)



Number of Part-Time Positions (including Ocean Lifeguards)

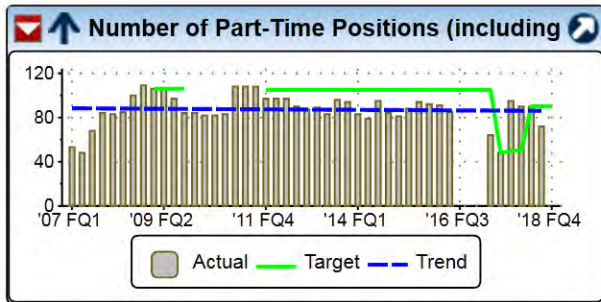


'18 FQ3

72

90

-18 Jose, Maria (MDFR);
Toledo-Fernandez, Christie (MDFR);
Didder, Sabina E. (MDFR);
Endara, Melissa (MDFR)



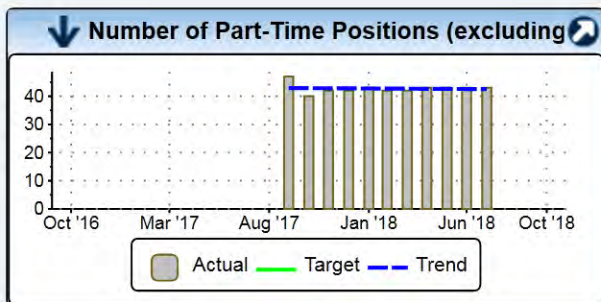
Number of Part-Time Positions (excluding Ocean Lifeguards)

Jul '18

43

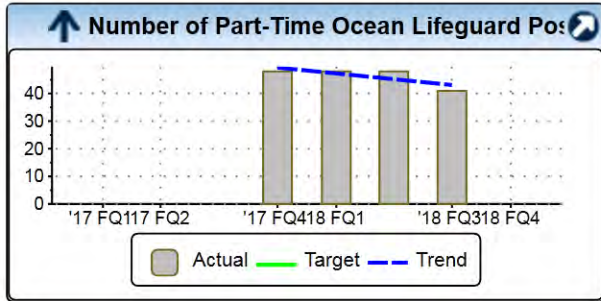
n/a

n/a Endara, Melissa (MDFR);
Jose, Maria (MDFR);
Didder, Sabina E. (MDFR);
Acevedo, Paulette (MDFR);
Toledo-Fernandez, Christie (MDFR)

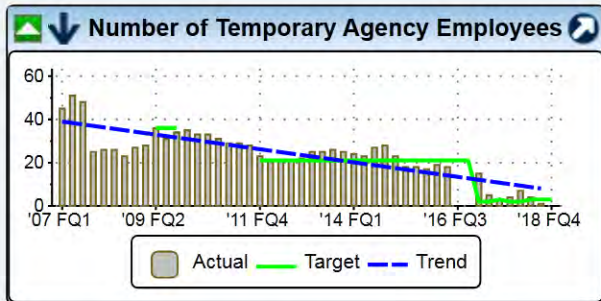


Business Plan Report - Fire Rescue

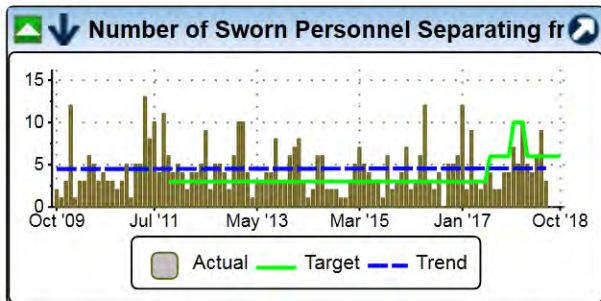
Number of Part-Time Ocean Lifeguard Positions	'18 FQ3	41	n/a	n/a	Acevedo, Paulette (MDFR); Endara, Melissa (MDFR); Toledo-Fernandez, Christie (MDFR); Diddler, Sabina E. (MDFR); Jose, Maria (MDFR)
---	---------	----	-----	-----	--



Number of Temporary Agency Employees	'18 FQ3	1	3	2	Toledo-Fernandez, Christie (MDFR); Jose, Maria (MDFR); Diddler, Sabina E. (MDFR); Endara, Melissa (MDFR)
--------------------------------------	---------	---	---	---	---



Number of Sworn Personnel Separating from MDFR	Jul '18	3	6	-3	Toledo-Fernandez, Christie (MDFR); Jose, Maria (MDFR); Endara, Melissa (MDFR); Diddler, Sabina E. (MDFR)
--	---------	---	---	----	---

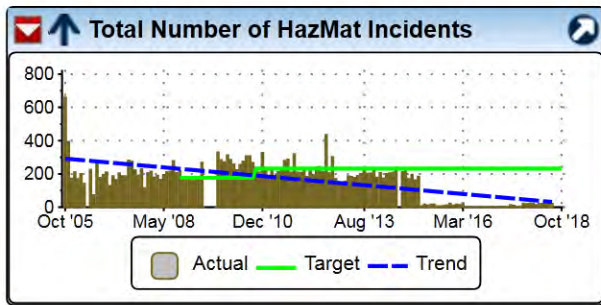


Business Plan Report - Fire Rescue

Objective	Description					Owners
Reduce Property Loss and Destruction (Fire Rescue)						Reyes, Maria L. (MDFR); Acevedo, Paulette (FIN)

Measures Linked to Objective		Period	Actual	Target	Variance	Owners
Fire Plan Review Process Timeliness	▲	Jul '18	96.61%	100.00%	3.39%	Gonzalez, Dianelys (MDFR); Fernandez, Juan (MDFR); Rodriguez, Diosbani (MDFR); Mardice, Yves Patrick (MDFR); Duarte, Debra (MDFR)
Total Number of HazMat Incidents	▼	Jul '18	21	232	-211	Tonanez, Alvaro; Trim, Anthony; Suarez, Jeffrey (MDFR); Piedrahita Jr., Arnold (MDFR); Reyes, Maria L. (MDFR)

Date	VR Comment	Author
8/15/2018	Workload Measure - Targets for this measure are to be interpreted as a projection based on historical data.	Acevedo, Paulette (FIN)



Life Safety Inspections Completed (Reflects Monthly)	▼	Jul '18	5,732	6,000	268	Fernandez, Juan (MDFR); Rodriguez, Diosbani (MDFR); Duarte, Debra (MDFR); Mardice, Yves Patrick (MDFR); Gonzalez, Dianelys (MDFR)
Certificate of Occupancy Inspections Completed	▲	Jul '18	1,299	1,010	289	Rodriguez, Diosbani (MDFR); Fernandez, Juan (MDFR); Mardice, Yves Patrick (MDFR); Duarte, Debra (MDFR); Gonzalez, Dianelys (MDFR)
Fire Plans Reviewed	▲	Jul '18	1,395	1,225	170	Fernandez, Juan (MDFR); Mardice, Yves Patrick (MDFR); Gonzalez, Dianelys (MDFR); Duarte, Debra (MDFR)
Average Number of CO Inspections per Inspector	▼	Jul '18	100.00	110.00	-10.00	Mardice, Yves Patrick (MDFR); Rodriguez, Diosbani (MDFR); Gonzalez, Dianelys (MDFR); Duarte, Debra (MDFR); Fernandez, Juan (MDFR)

Business Plan Report - Fire Rescue

Structure Fire False Alarms

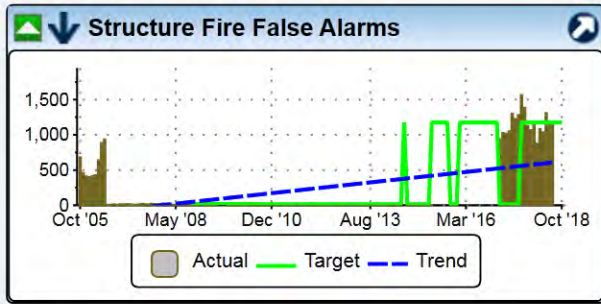


Jul '18

1,171

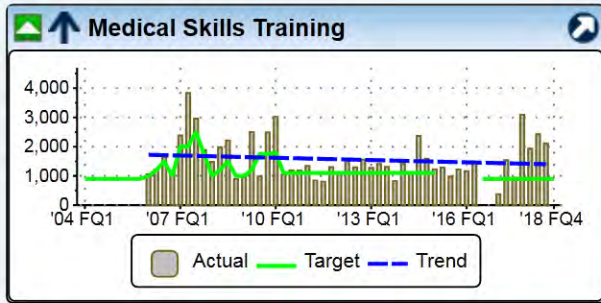
1,175

4 Piedrahita Jr., Arnold (MDFR);
Reyes, Maria L. (MDFR)



4.0 Learning and Growth

Objective	Description	Owners			
Enhance Quality of Patient Care (MDFR)		Acevedo, Paulette (FIN)			
Measures Linked to Objective	Period	Actual	Target	Variance	Owners
Medical Skills Training	'18 FQ3	2,112	900	1,212	Cutie, Lidice (MDFR); Taylor, Rowan (MDFR); Piedrahita Jr., Arnold (MDFR)



Total Training Hours (Training Division Target Solutions)

Jul '18

23,717

n/a

n/a Acevedo, Paulette (MDFR);
Ortiz, Edgardo (MDFR);
Piedrahita Jr., Arnold (MDFR);
Acosta, Vivian (MDFR)

