



DATADRIVEN

Fueling the laboratory of innovation and change in New Orleans

ICMA

Home Open Data Data Products NOLAnalytics ResultsNOLA Data Inve

Blog

Telling you about the latest in open data and data initiatives in the City of New Orleans.

June 2, 2017

ResultsNOLA moves to DataDriven

by **Melissa Schigoda**, Senior Performance Manager, Office of Performance and Accountability

Filed under: [ResultsNOLA](#), [transparency](#)

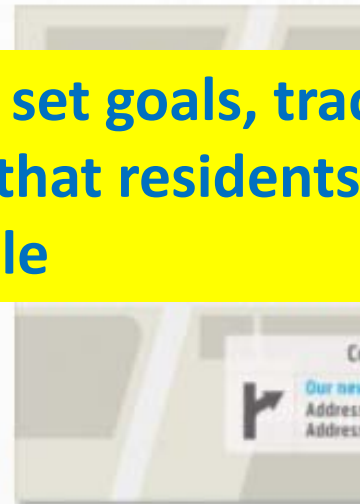
ResultsNOLA uses data to track the City of New Orleans' progress towards its strategic goals, and it now has a new home on DataDriven.

Back in 2011, the Office of Performance and Accountability (OPA) published its first performance report in 2011. Since then, city departments

...Mayor made a commitment to set goals, track performance and get results, so that residents could hold City government accountable

ResultsNOLA was originally published as an enormous PDF with hundreds of pages. But in 2017, ResultsNOLA officially moved to DataDriven. We're excited about this move for a number of reasons:

- 1 **Performance management data has never looked this good.** Users can easily search the measures by result area or by department. New graphs make it easy to see year to date progress towards each goal, as well as historical trends. Plus, it's mobile friendly!
- 2 **Reporting just got a whole lot easier.** Now departments on the City's network can enter their data directly into the site, instantly preview it, and submit it. That means less time reporting and more time for e
- 3 **ResultsNOLA is yet another way the City is using data to fuel positive change in New Orleans.** While ResultsNOLA may DataDriven block, it was one of Mayor Landrieu's first initiatives to use data to improve decision-making, so it's right at hor





OUR GOVERNMENT

- Supervisor Judi Bosworth
- Councilmembers +
- Boards & Commissions +
- Receiver of Taxes +
- Town Clerk +


[Our Government](#) > [TownStat](#) > [TownStat Reports](#) > TownStat Reports

TownStat Reports

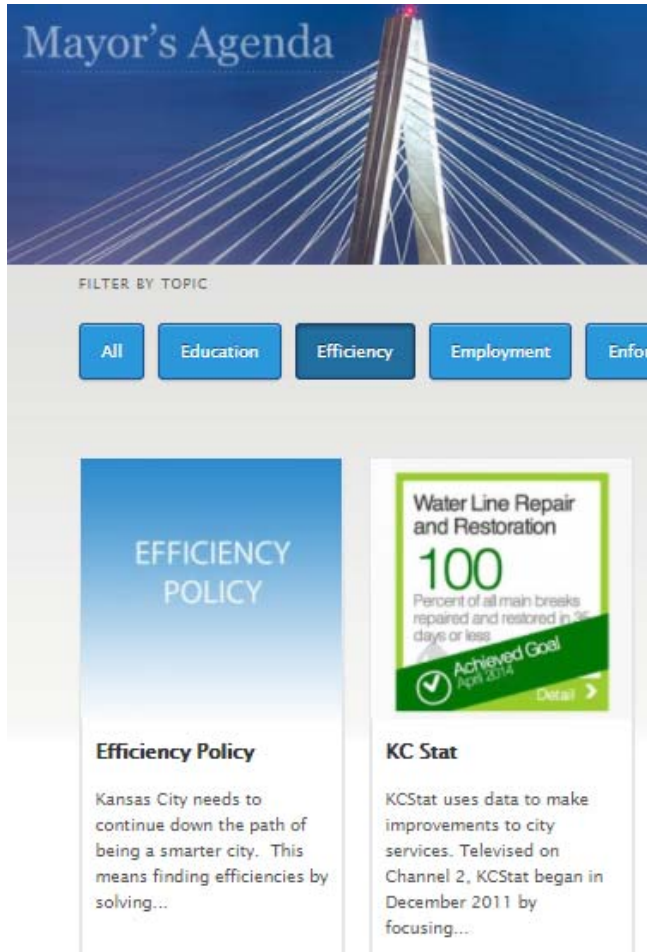


[How to read these reports:](#)

Elected Supervisor's staff participates in quarterly TownStat meetings with each department to discuss progress; helps provide background for town hall meetings



Prioritization



Mayor's Agenda

FILTER BY TOPIC

All Education Efficiency Employment Enforcement

EFFICIENCY POLICY

Efficiency Policy

Kansas City needs to continue down the path of being a smarter city. This means finding efficiencies by solving...

Water Line Repair and Restoration

100

Percent of all main breaks repaired and restored in 30 days or less

Achieved Goal April 2014

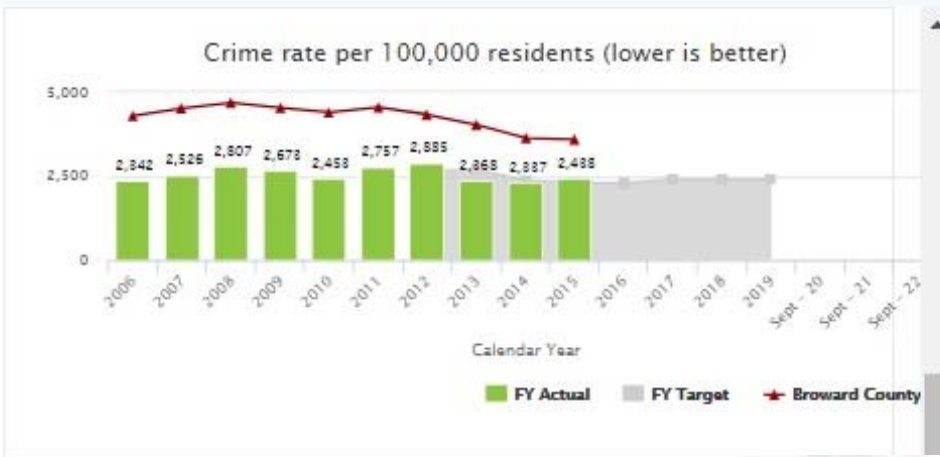
KC Stat

KCStat uses data to make improvements to city services. Televised on Channel 2, KCStat began in December 2011 by focusing...

Kansas City Mayor includes efficiency in annual policy agenda; attends monthly KCStat data analysis meetings.

<http://kcmayor.org/mayors-agenda>

Data promotion



Home Calendar Contact Us Accessibility

ABOUT US SERVICES HOW DO I...? TAMARAC The City For Your Life BUSINESSES GOVERN

You are here: Home > CivicMedia™

Tamarac: A Year of Accomplishments

Tamarac: A Year of Accomplishments

Commissioner Marlon D. Bolton
District 1

Uploaded: February 13, 2017
Length: 4:58

Video:
<http://www.tamarac.org/CivicMedia?CID=Tamarac-A-Year-of-Accomplishments-11>