


**Interactivity:** Residents of Austin, TX, can review community survey data for the city as a whole...

City of Austin 

## Annual Community Survey Dashboard

**How to use the Community Survey Dashboard:**

The dashboard on the right hand side of the screen is live and dynamic. Feel free to start clicking around and drilling into the data!

**Getting Started:**

- Using the drop down menu on the left of the dashboard, select a survey question. Hold down the CTRL button while making selections to choose more than one. [Click here for a list of the complete survey questions.](#)
- Select the demographics of the groups you are interested in finding out more information. The charts and graphs change depending on the

### City of Austin Annual Community Survey

2,049 Respondents [Clear All Filters](#)

**STEP 1** Select a survey question using the drop down. Hold down the CTRL button to select more than one question.

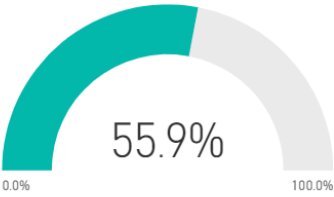
Survey Question: All

Respondent has used City Services: All

**STEP 2** Select filters. Hold down the CTRL button to select more than one question.

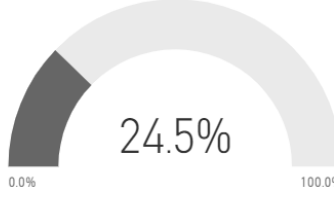
Year	Council District
2019	All
Race/Ethnicity	Gender
All	All
Response	Age
All	All
Income	Own/Rent
All	All

**% Satisfied/Very Satisfied**



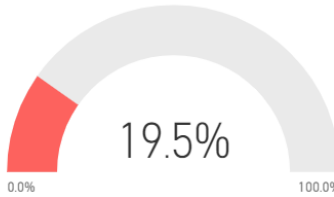
55.9%

**% Neutral**



24.5%

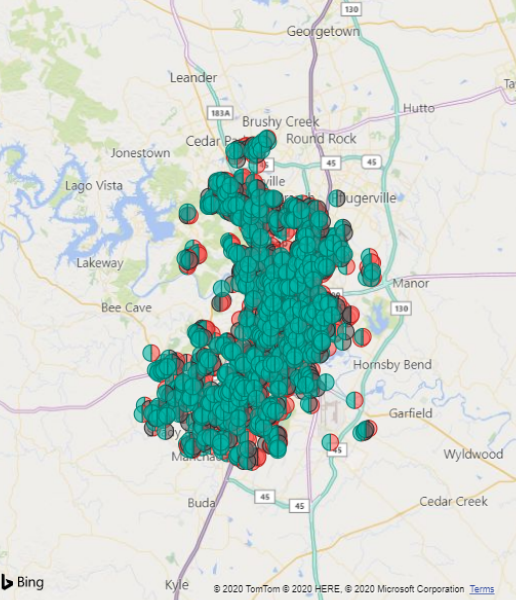
**% Dissatisfied/Very Dissatisfied**




19.5%

### City of Austin Community Survey Responses by Location

● Very Dissatisfied ● Dissatisfied ● Neutral ● Satisfied ● Very Satisfied



For questions on the dashboard, please contact [Performance@austintexas.gov](mailto:Performance@austintexas.gov). [Click here to access the data.](#)

Microsoft Power BI 

...or select filters by race, gender, income, age, council district, or other criteria to obtain a more granular understanding of performance.

## City of Austin Annual Community Survey

412 Respondents [Clear All Filters](#)

**STEP 1** Select a survey question using the drop down. Hold down the CTRL button to select more than one question.

**Survey Question**

Adequacy of street lighting in your com... ^

Search

- Access to quality health care you can aff...
- Access to quality housing you can afford
- Access to quality mental health care you ...
- Adequacy of street lighting in your com...
- Animal services (shelter, adoptions, anim...
- Appearance of City of Austin park groun...
- Austin Energy customer service
- Austin is a place that honors and preserv...
- Availability of affordable housing for lo...

**Race/Ethnicity** Multiple select... ^

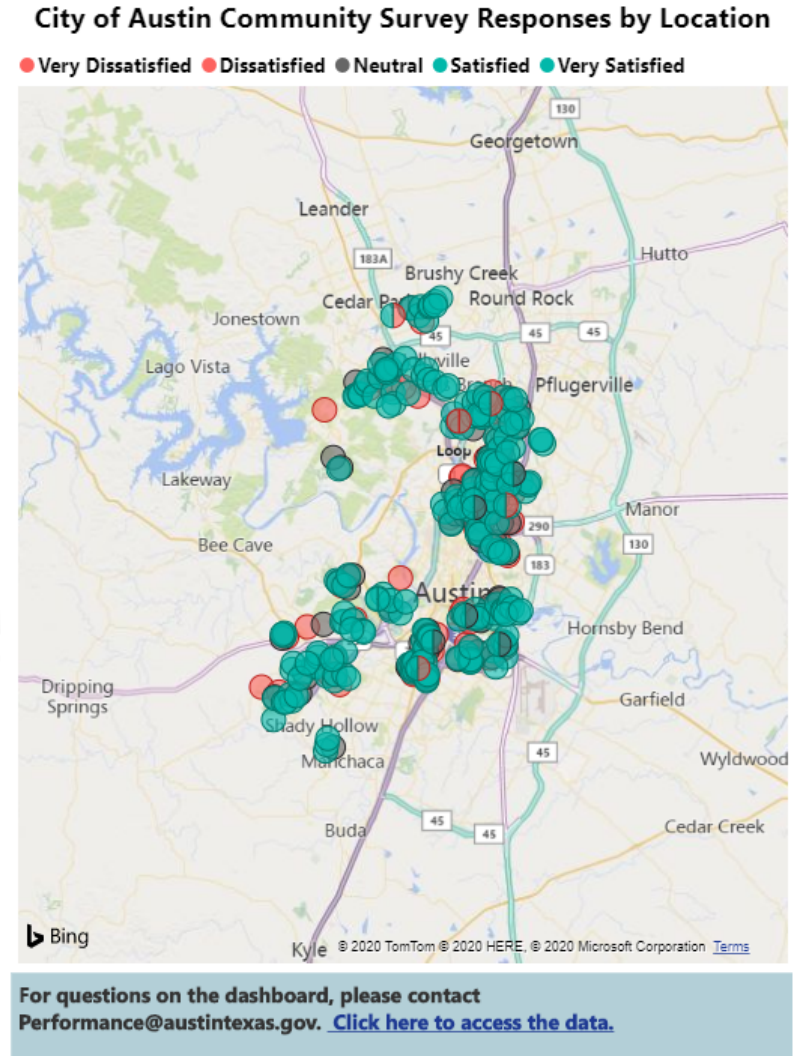
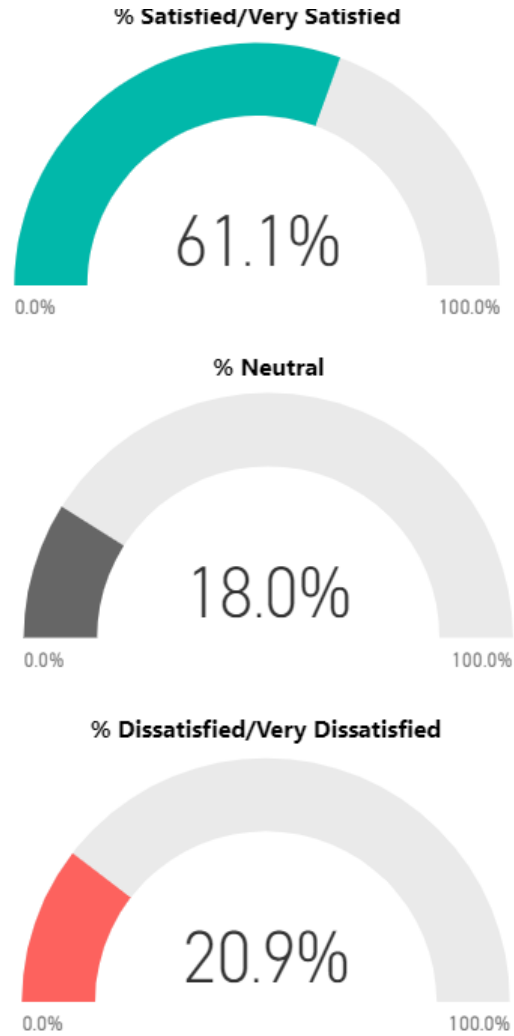
**Gender** All ^

**Response** All ^

**Age** All ^

**Income** All ^

**Own/Rent** All ^



Link: <https://austin.maps.arcgis.com/apps/MapJournal/index.html?appid=a457eec8988f462fbe169c227159216e>